


# HF-CENTRET EFTERSLÆGTEN

Resultater



@Ventures  
Elektivselsundersøgelse

Indholdsfortegnelse

Indholdsfortegnelse..... **Fejl! Bogmærke er ikke defineret.**

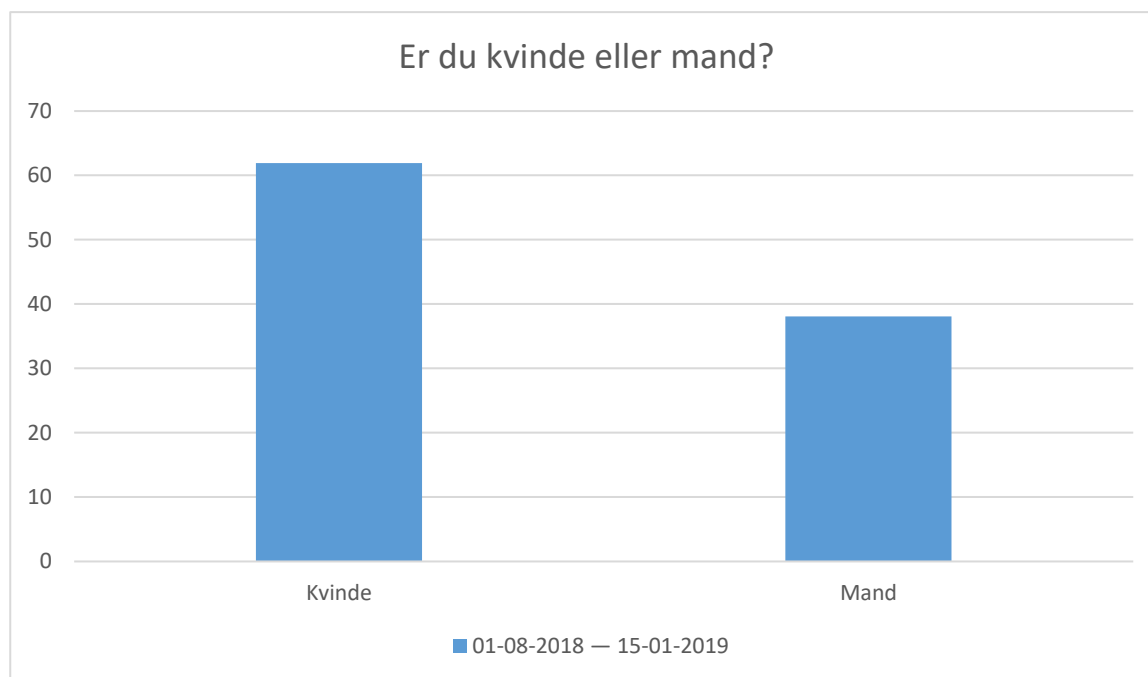
Overskrift..... **Fejl! Bogmærke er ikke defineret.**

Underoverskrift..... **Fejl! Bogmærke er ikke defineret.**

Tabel..... **Fejl! Bogmærke er ikke defineret.**

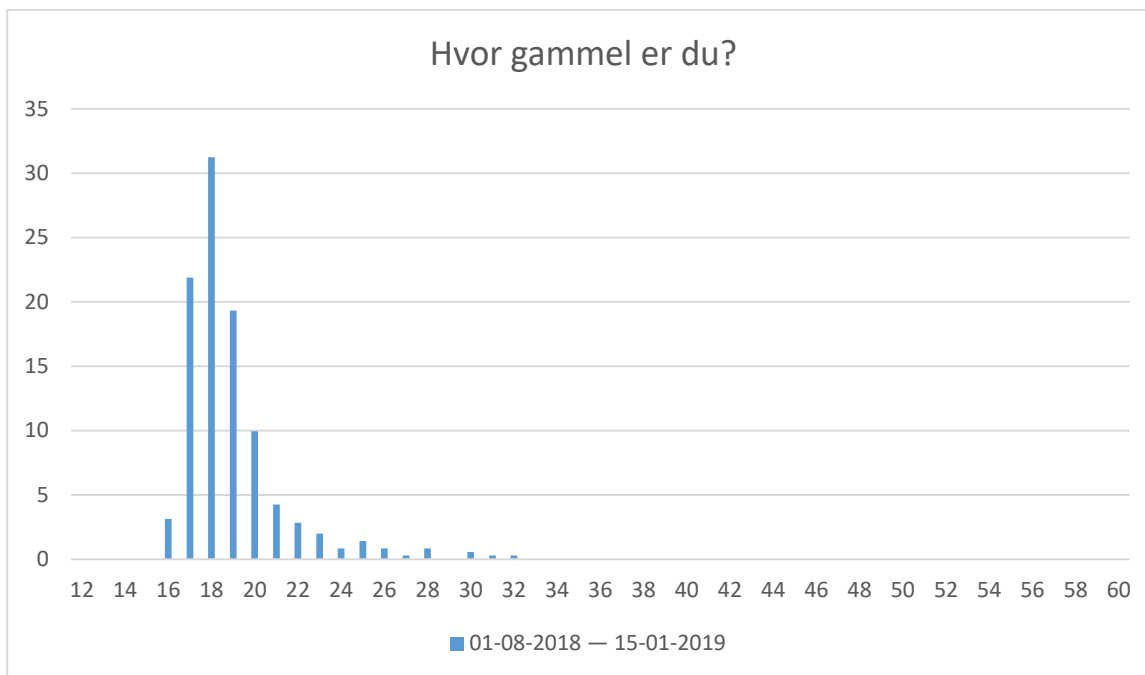
Diagrammer..... **Fejl! Bogmærke er ikke defineret.**

## Afsnit A



01-08-2018 — 15-01-2019; Gennemsnit og spredning kan ikke beregnes.

Svarmulighed	01-08-2018 — 15-01-2019: Antal	01-08-2018 — 15-01-2019: Andel (%)
Kvinde	218	62
Mand	134	38
Total	352	-

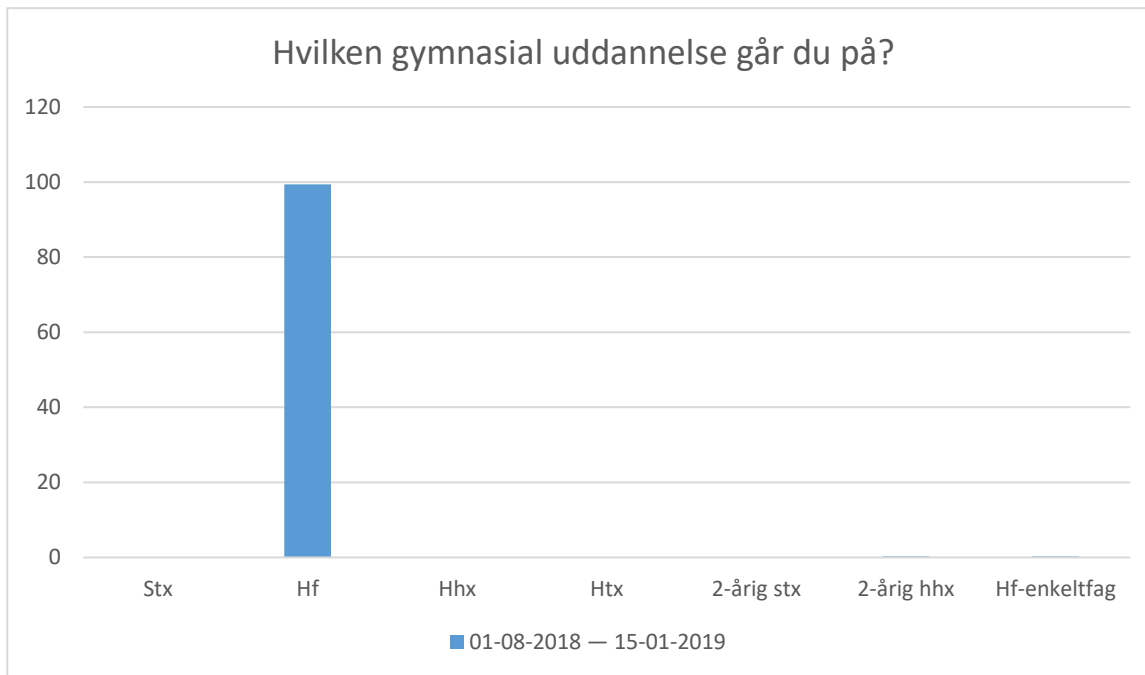


01-08-2018 — 15-01-2019; Gennemsnit: 18,9, spredning: 2,4

Svarmulighed	01-08-2018 — 15-01-2019: Antal	01-08-2018 — 15-01-2019: Andel (%)
12	0	0
13	0	0
14	0	0
15	0	0
16	11	3
17	77	22
18	110	31
19	68	19
20	35	10
21	15	4
22	10	3
23	7	2
24	3	1
25	5	1
26	3	1
27	1	0
28	3	1
29	0	0
30	2	1
31	1	0
32	1	0
33	0	0
34	0	0
35	0	0
36	0	0
37	0	0

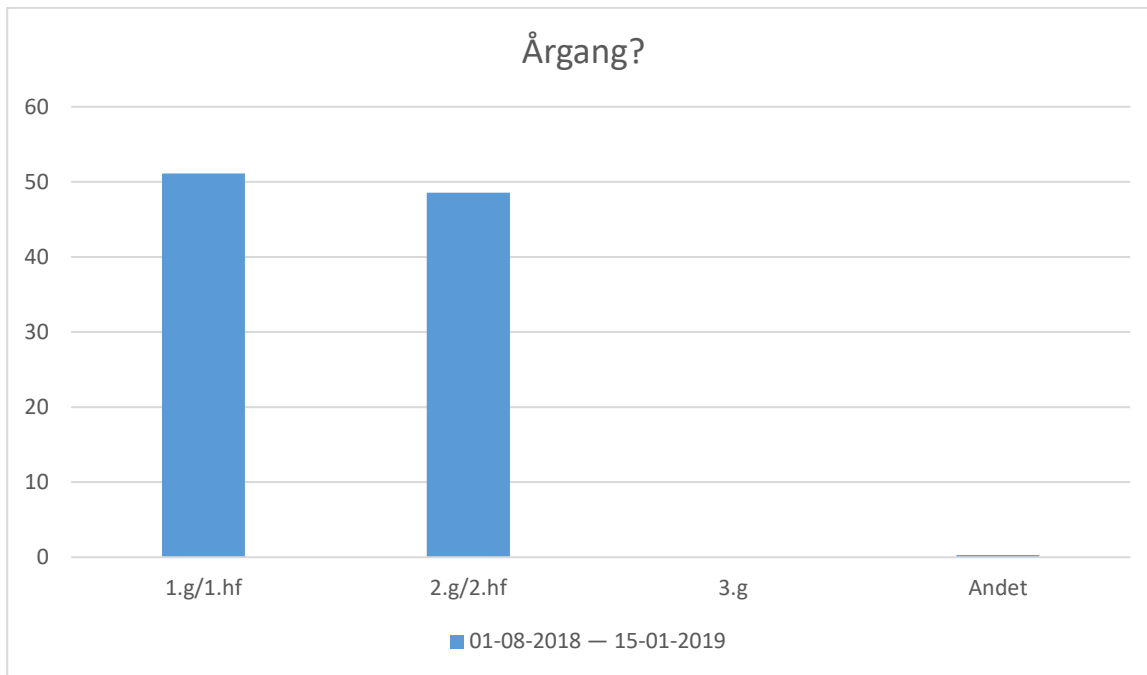
38	0	0
39	0	0
40	0	0
41	0	0
42	0	0
43	0	0
44	0	0
45	0	0
46	0	0
47	0	0
48	0	0
49	0	0
50	0	0
51	0	0
52	0	0
53	0	0
54	0	0
55	0	0
56	0	0
57	0	0
58	0	0
59	0	0
60	0	0
Total	352	-

## Afsnit B



01-08-2018 — 15-01-2019; Gennemsnit og spredning kan ikke beregnes.

Svarmulighed	01-08-2018 — 15-01-2019: Antal	01-08-2018 — 15-01-2019: Andel (%)
Stx	0	0
Hf	350	99
Hhx	0	0
Htx	0	0
2-årig stx	0	0
2-årig hhx	1	0
Hf-enkeltfag	1	0
Total	352	-



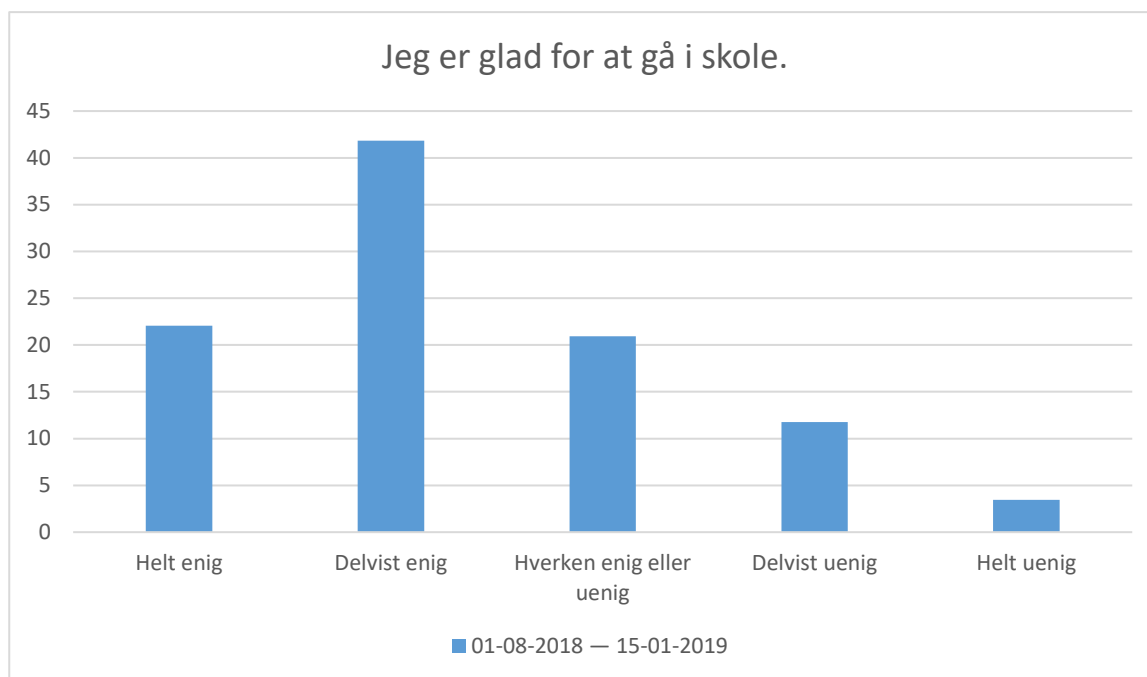
01-08-2018 — 15-01-2019; Gennemsnit og spredning kan ikke beregnes.

Svarmulighed	01-08-2018 — 15-01-2019: Antal	01-08-2018 — 15-01-2019: Andel (%)
1.g/1.hf	180	51
2.g/2.hf	171	49
3.g	0	0
Andet	1	0
<b>Total</b>	<b>352</b>	<b>-</b>

Spørsmålet »Hvilken klasse går du i (den klasse du har dansk sammen med)?« har ikke nok besvarelser.

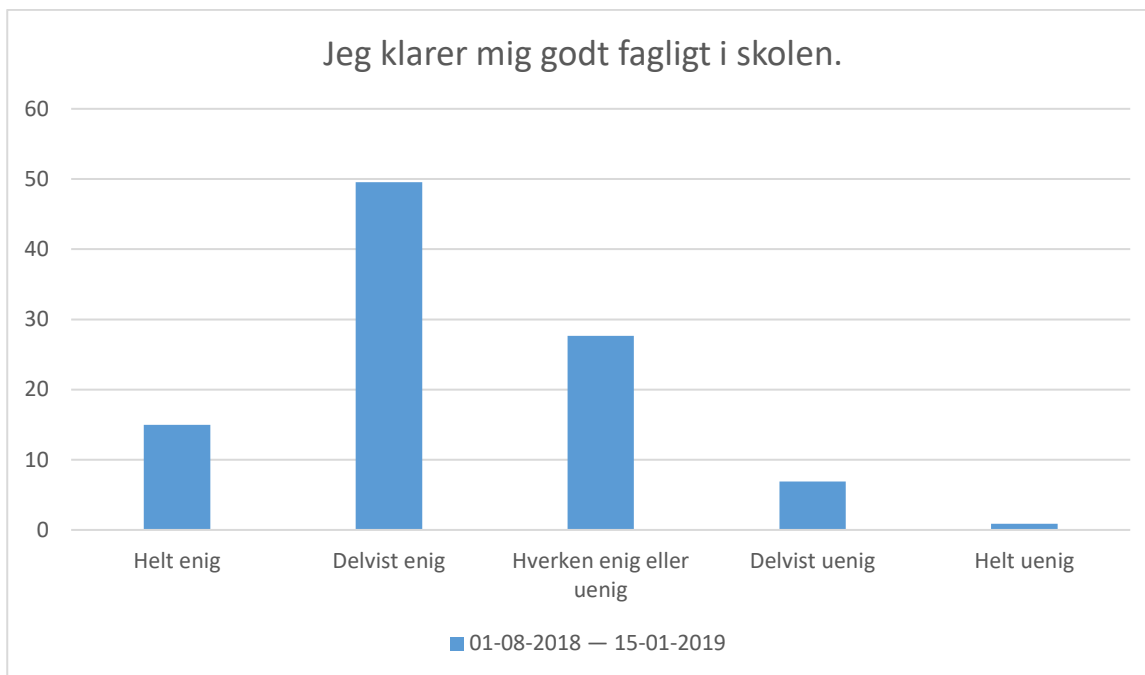


## Afsnit C



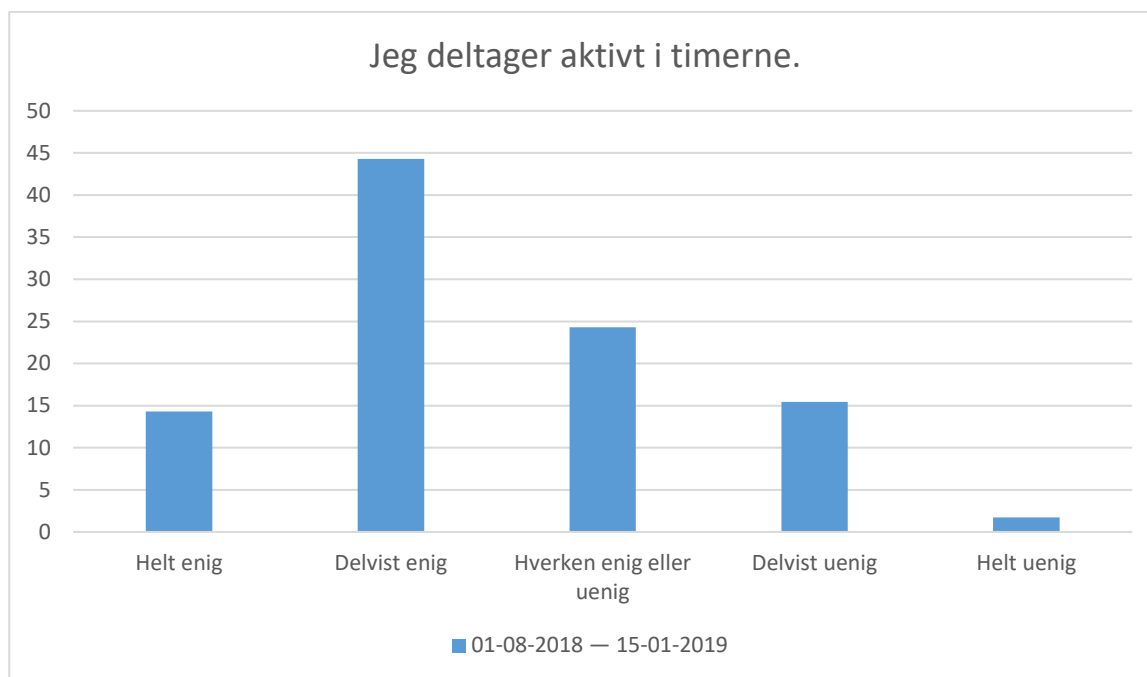
01-08-2018 — 15-01-2019; Gennemsnit: 3,7, spredning: 1,1

Svarmulighed	01-08-2018 — 15-01-2019: Antal	01-08-2018 — 15-01-2019: Andel (%)
Helt enig	77	22
Delvist enig	146	42
Hverken enig eller uenig	73	21
Delvist uenig	41	12
Helt uenig	12	3
Total	349	-



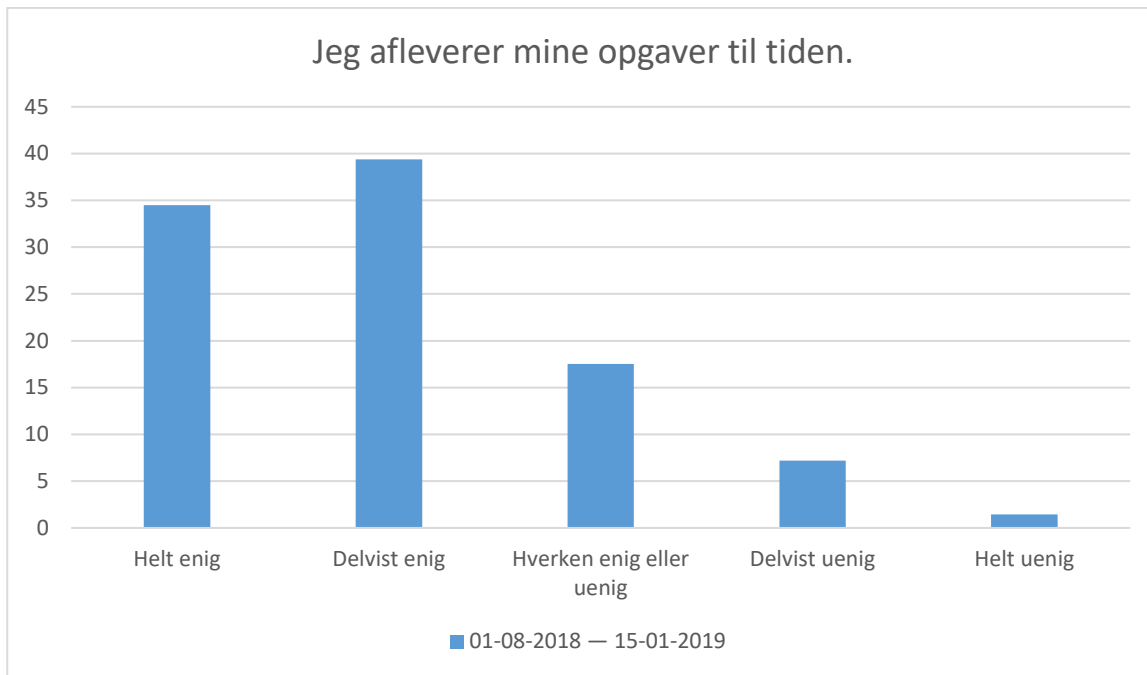
01-08-2018 — 15-01-2019; Gennemsnit: 3,7, spredning: 0,8

Svarmulighed	01-08-2018 — 15-01-2019: Antal	01-08-2018 — 15-01-2019: Andel (%)
Helt enig	52	15
Delvist enig	172	50
Hverken enig eller uenig	96	28
Delvist uenig	24	7
Helt uenig	3	1
Total	347	-



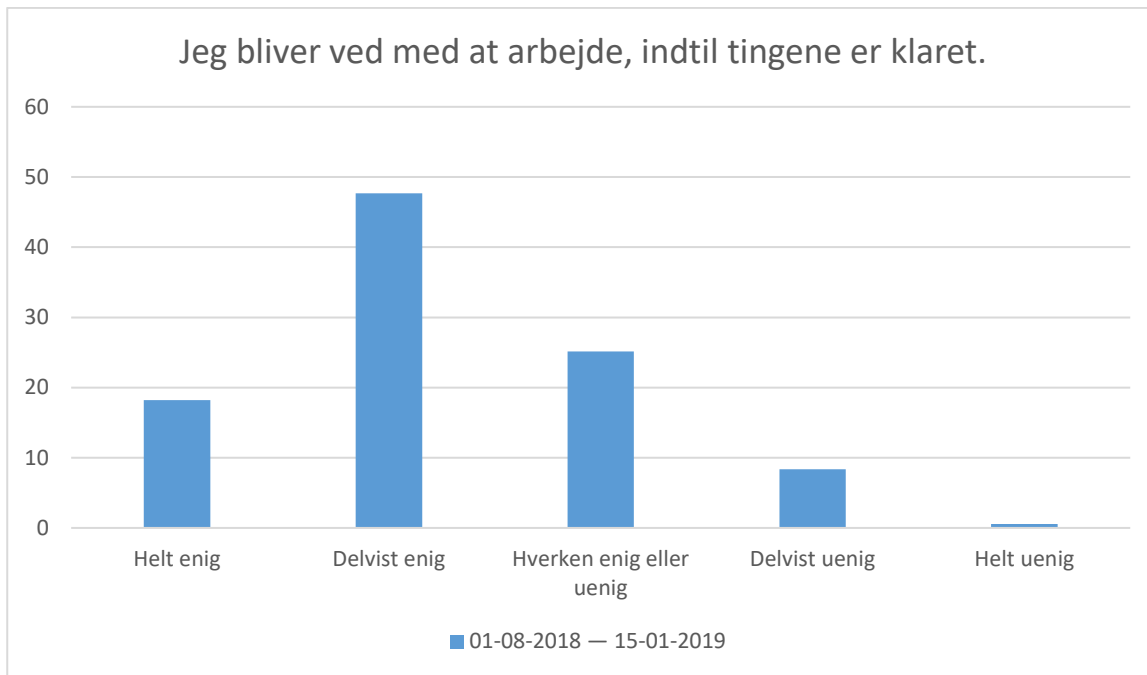
01-08-2018 — 15-01-2019; Gennemsnit: 3,5, spredning: 1

Svarmulighed	01-08-2018 — 15-01-2019: Antal	01-08-2018 — 15-01-2019: Andel (%)
Helt enig	50	14
Delvist enig	155	44
Hverken enig eller uenig	85	24
Delvist uenig	54	15
Helt uenig	6	2
Total	350	-



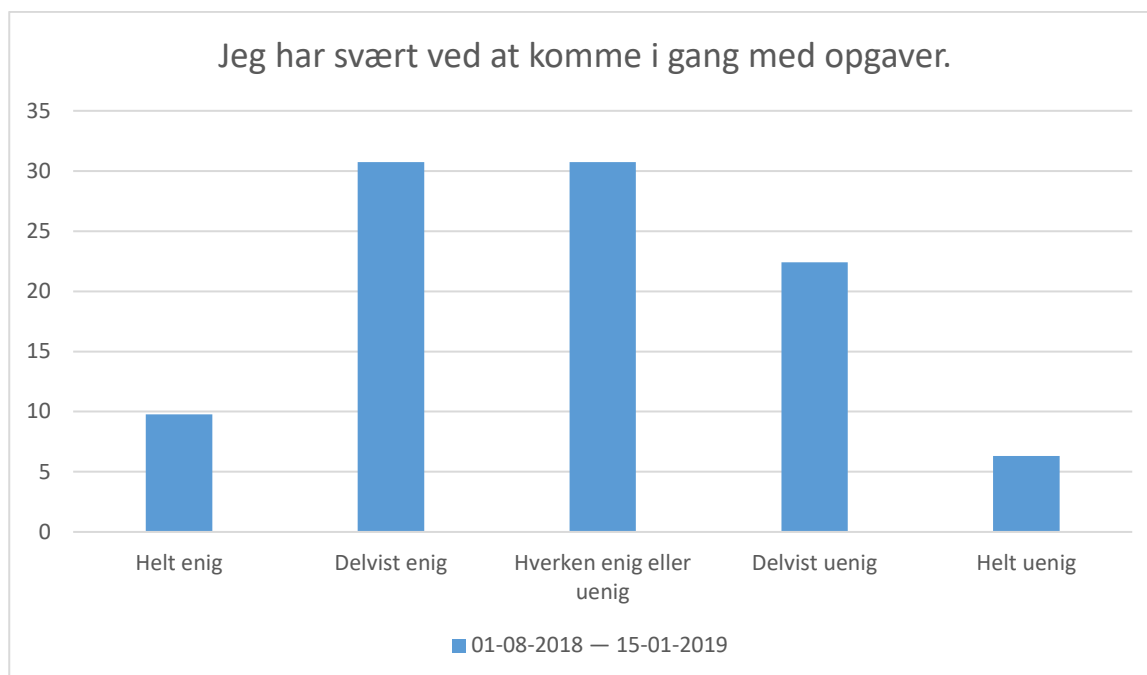
01-08-2018 — 15-01-2019; Gennemsnit: 4, spredning: 1

Svarmulighed	01-08-2018 — 15-01-2019: Antal	01-08-2018 — 15-01-2019: Andel (%)
Helt enig	120	34
Delvist enig	137	39
Hverken enig eller uenig	61	18
Delvist uenig	25	7
Helt uenig	5	1
Total	348	-



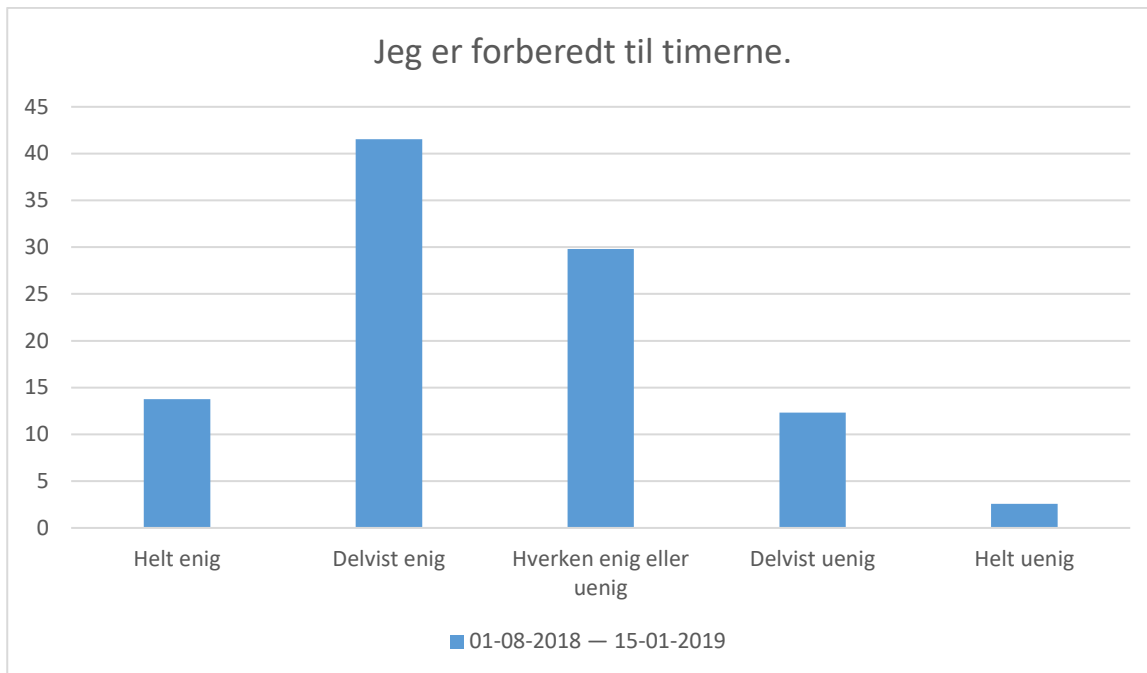
01-08-2018 — 15-01-2019; Gennemsnit: 3,7, spredning: 0,9

Svarmulighed	01-08-2018 — 15-01-2019: Antal	01-08-2018 — 15-01-2019: Andel (%)
Helt enig	63	18
Delvist enig	165	48
Hverken enig eller uenig	87	25
Delvist uenig	29	8
Helt uenig	2	1
Total	346	-



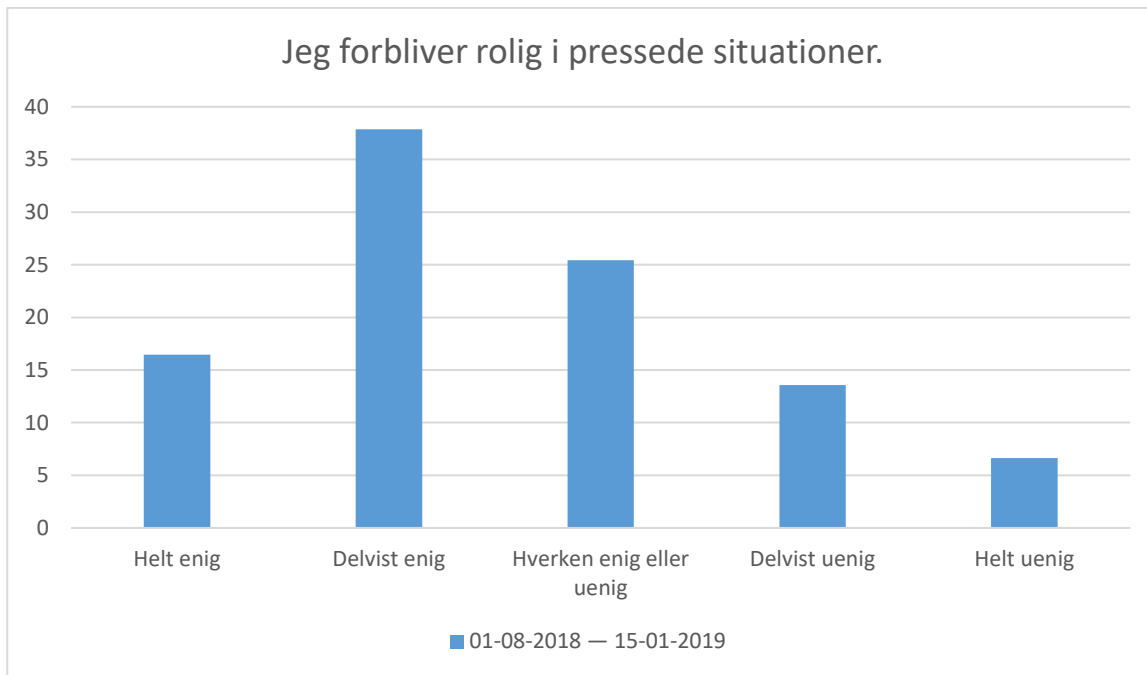
01-08-2018 — 15-01-2019; Gennemsnit: 2,8, spredning: 1,1

Svarmulighed	01-08-2018 — 15-01-2019: Antal	01-08-2018 — 15-01-2019: Andel (%)
Helt enig	34	10
Delvist enig	107	31
Hverken enig eller uenig	107	31
Delvist uenig	78	22
Helt uenig	22	6
Total	348	-



01-08-2018 — 15-01-2019; Gennemsnit: 3,5, spredning: 1

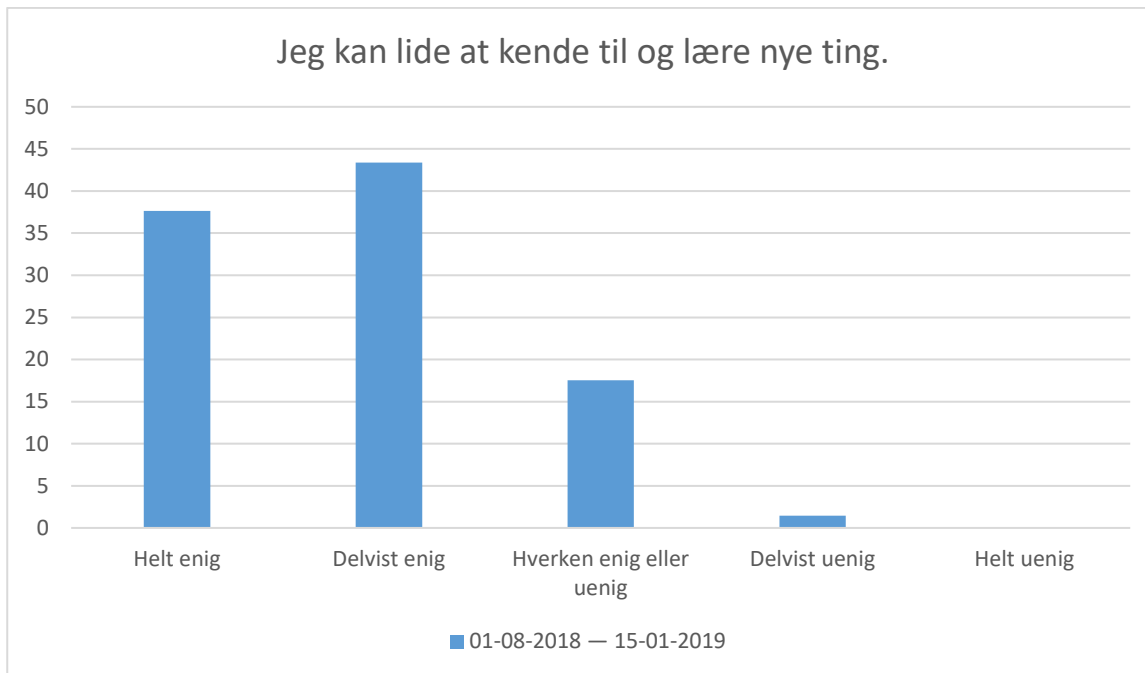
Svarmulighed	01-08-2018 — 15-01-2019: Antal	01-08-2018 — 15-01-2019: Andel (%)
Helt enig	48	14
Delvist enig	145	42
Hverken enig eller uenig	104	30
Delvist uenig	43	12
Helt uenig	9	3
Total	349	-



01-08-2018 — 15-01-2019; Gennemsnit: 3,4, spredning: 1,1

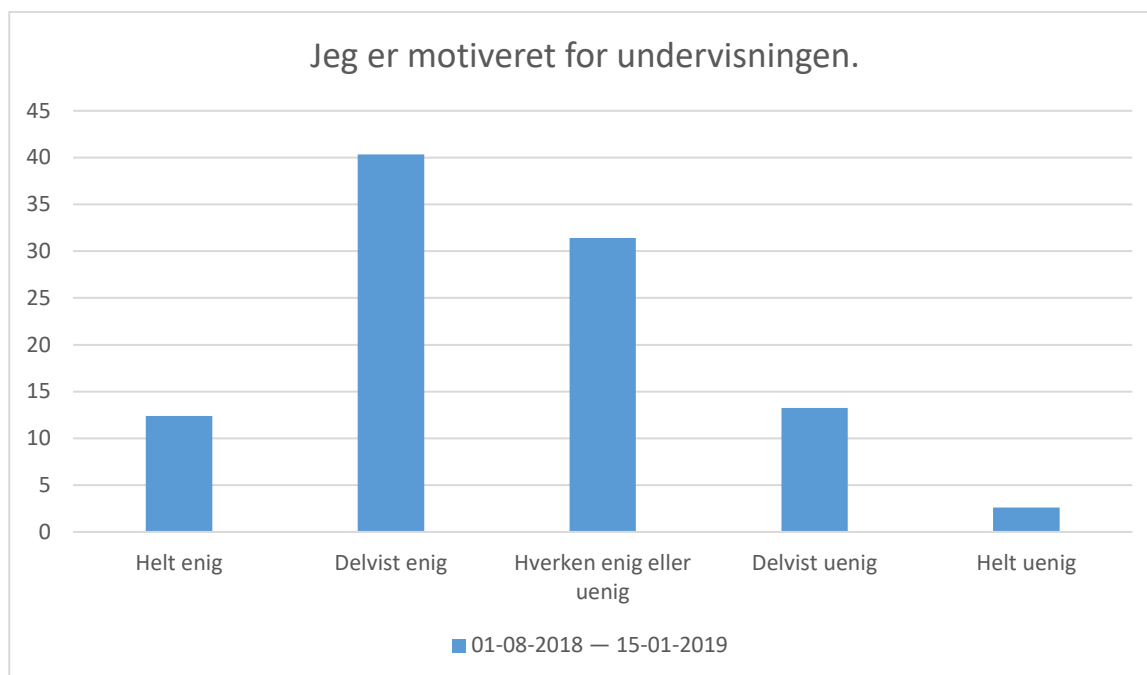
Svarmulighed	01-08-2018 — 15-01-2019: Antal	01-08-2018 — 15-01-2019: Andel (%)
Helt enig	57	16
Delvist enig	131	38
Hverken enig eller uenig	88	25
Delvist uenig	47	14
Helt uenig	23	7
Total	346	-





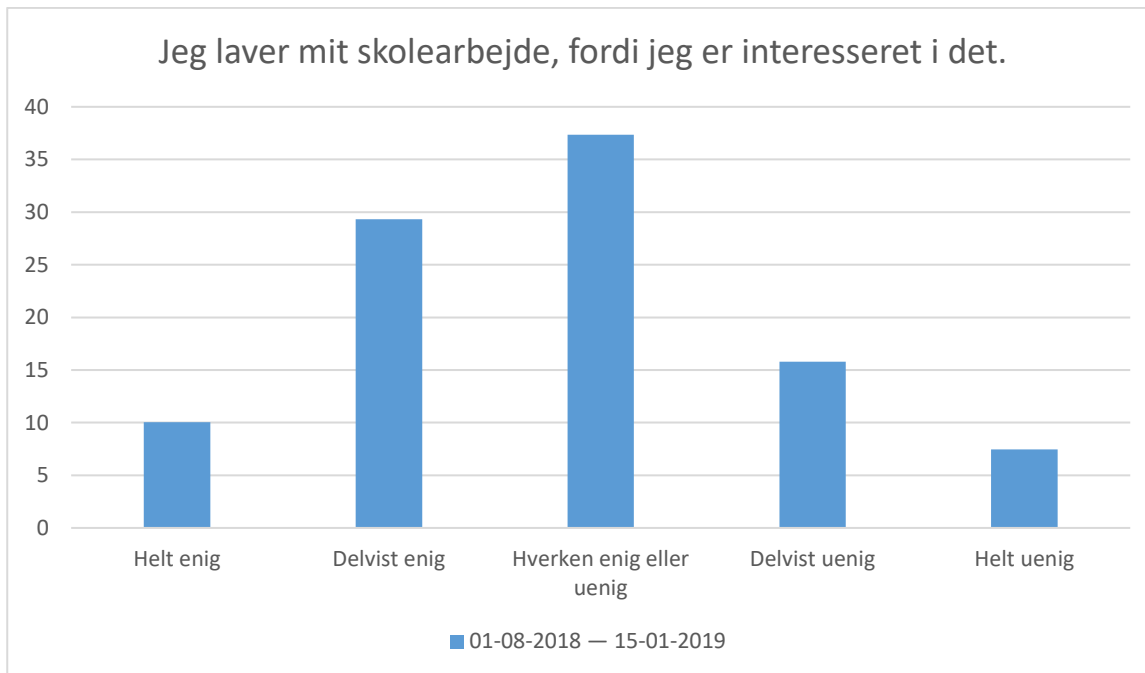
01-08-2018 — 15-01-2019; Gennemsnit: 4,2, spredning: 0,8

Svarmulighed	01-08-2018 — 15-01-2019: Antal		01-08-2018 — 15-01-2019: Andel (%)	
Helt enig	131	151	38	43
Delvist enig	61	5	18	1
Hverken enig eller uenig	0	0	0	0
Delvist uenig	0	0	0	0
Helt uenig	0	0	0	0
Total	348	-	-	-



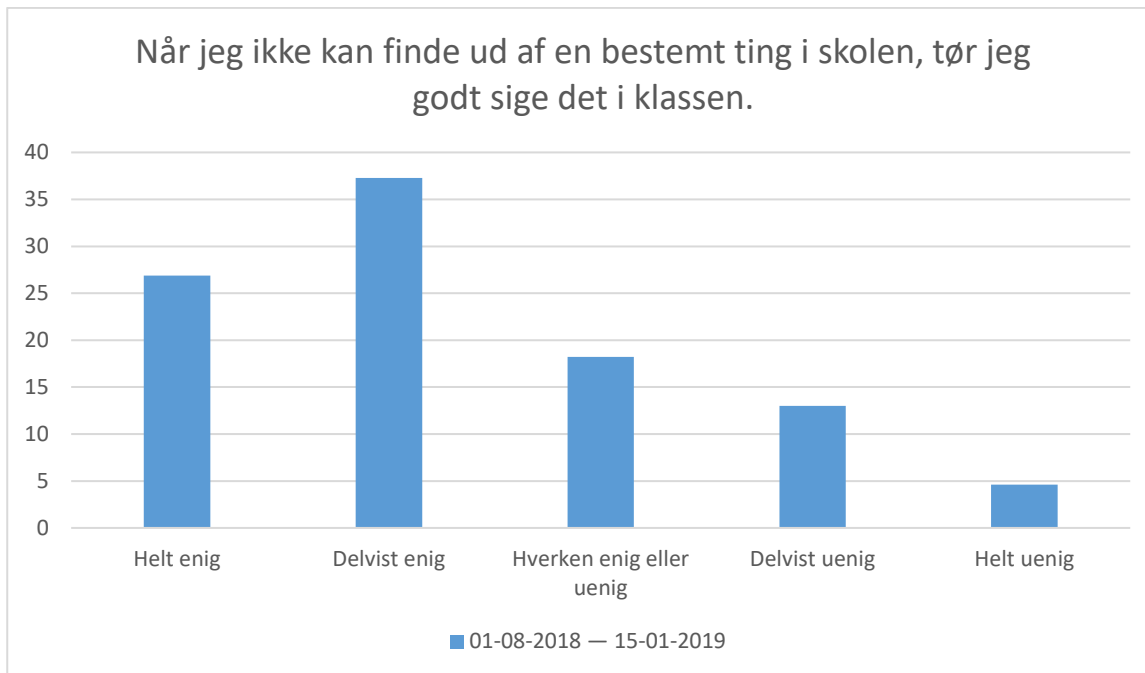
01-08-2018 — 15-01-2019; Gennemsnit: 3,5, spredning: 1

Svarmulighed	01-08-2018 — 15-01-2019: Antal	01-08-2018 — 15-01-2019: Andel (%)
Helt enig	43	12
Delvist enig	140	40
Hverken enig eller uenig	109	31
Delvist uenig	46	13
Helt uenig	9	3
Total	347	-



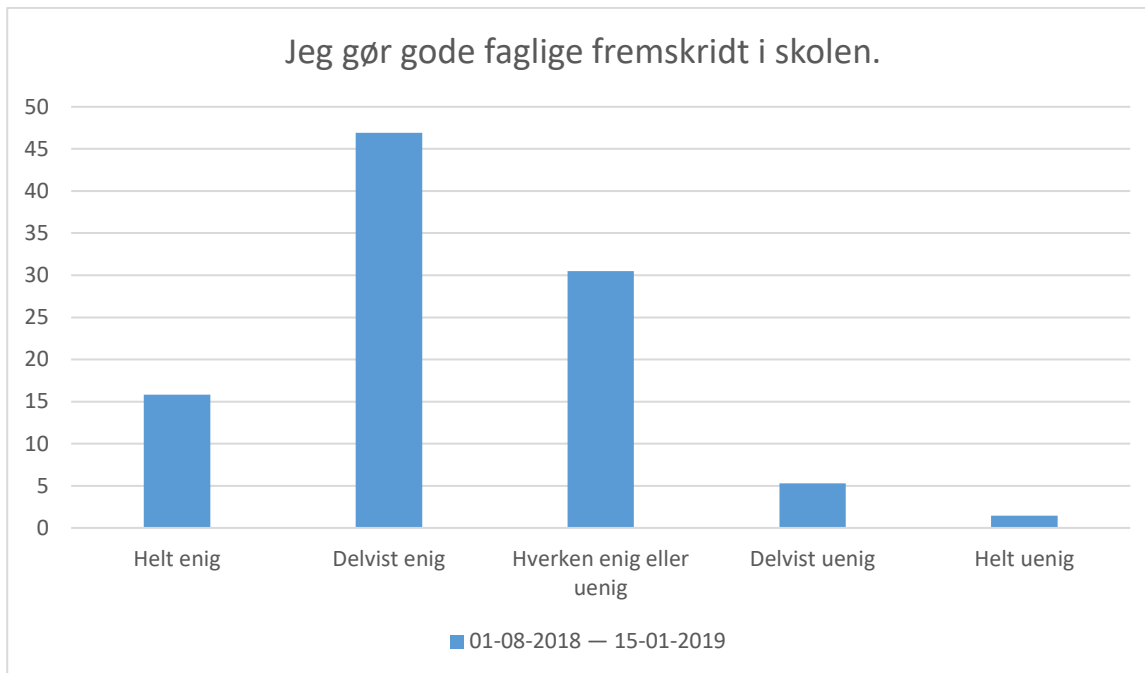
01-08-2018 — 15-01-2019; Gennemsnit: 3,2, spredning: 1,1

Svarmulighed	01-08-2018 — 15-01-2019: Antal	01-08-2018 — 15-01-2019: Andel (%)
Helt enig	35	10
Delvist enig	102	29
Hverken enig eller uenig	130	37
Delvist uenig	55	16
Helt uenig	26	7
Total	348	-



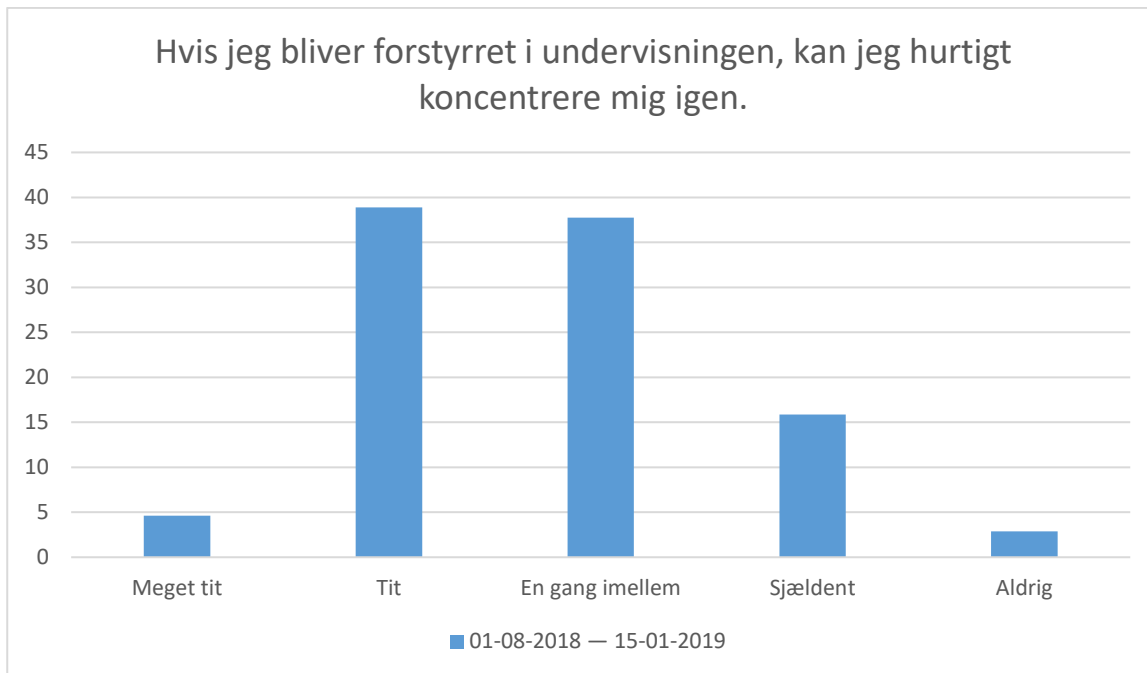
01-08-2018 — 15-01-2019; Gennemsnit: 3,7, spredning: 1,1

Svarmulighed	01-08-2018 — 15-01-2019: Antal	01-08-2018 — 15-01-2019: Andel (%)
Helt enig	93	27
Delvist enig	129	37
Hverken enig eller uenig	63	18
Delvist uenig	45	13
Helt uenig	16	5
Total	346	-



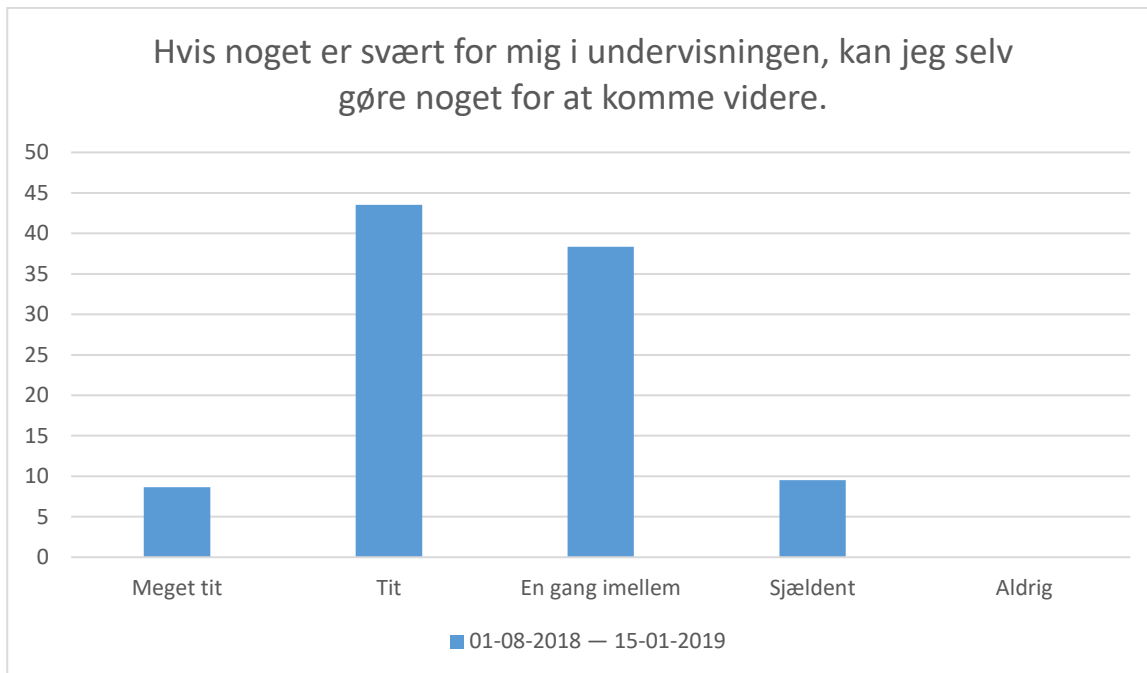
01-08-2018 — 15-01-2019; Gennemsnit: 3,7, spredning: 0,8

Svarmulighed	01-08-2018 — 15-01-2019: Antal	01-08-2018 — 15-01-2019: Andel (%)
Helt enig	54	16
Delvist enig	160	47
Hverken enig eller uenig	104	30
Delvist uenig	18	5
Helt uenig	5	1
Total	341	-



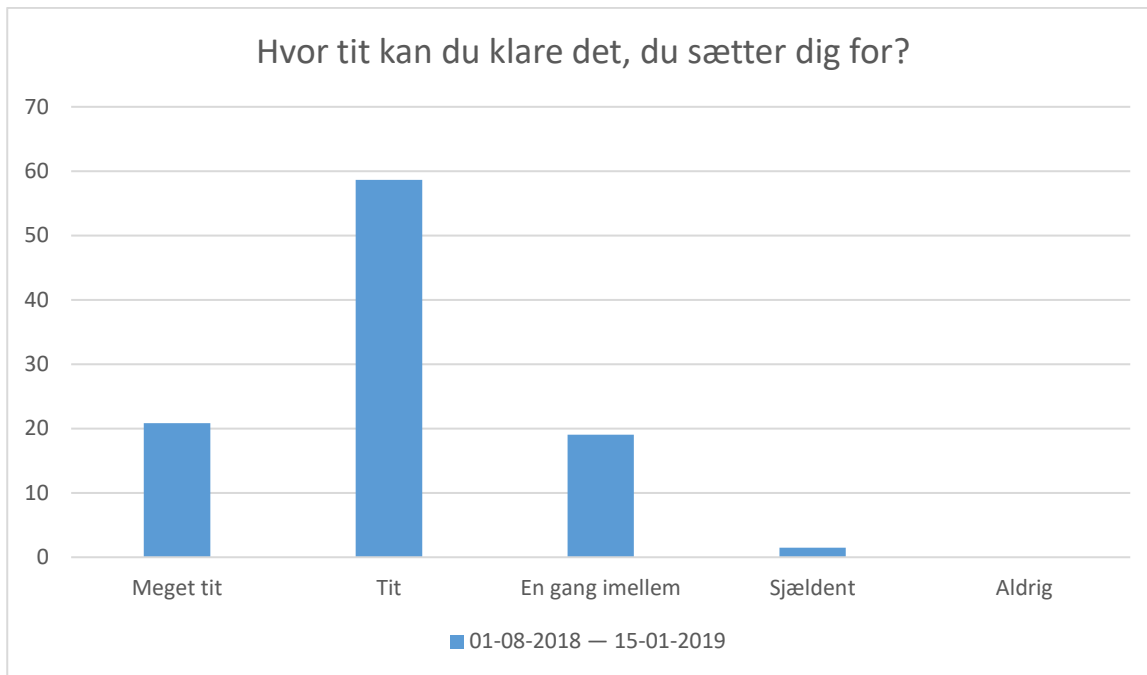
01-08-2018 — 15-01-2019; Gennemsnit: 3,3, spredning: 0,9

Svarmulighed	01-08-2018 — 15-01-2019: Antal	01-08-2018 — 15-01-2019: Andel (%)
Meget tit	16	5
Tit	135	39
En gang imellem	131	38
Sjældent	55	16
Aldrig	10	3
Total	347	-



01-08-2018 — 15-01-2019; Gennemsnit: 3,5, spredning: 0,8

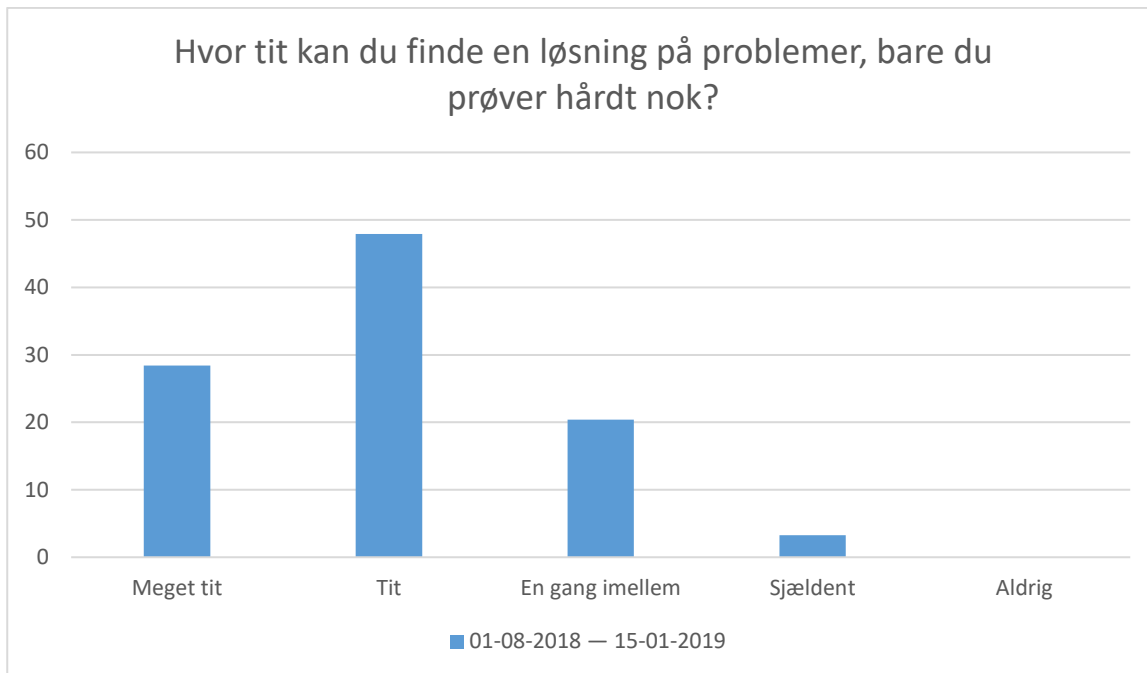
Svarmulighed	01-08-2018 — 15-01-2019: Antal	01-08-2018 — 15-01-2019: Andel (%)
Meget tit	30	9
Tit	151	44
En gang imellem	133	38
Sjældent	33	10
Aldrig	0	0
Total	347	-



01-08-2018 — 15-01-2019; Gennemsnit: 4, spredning: 0,7

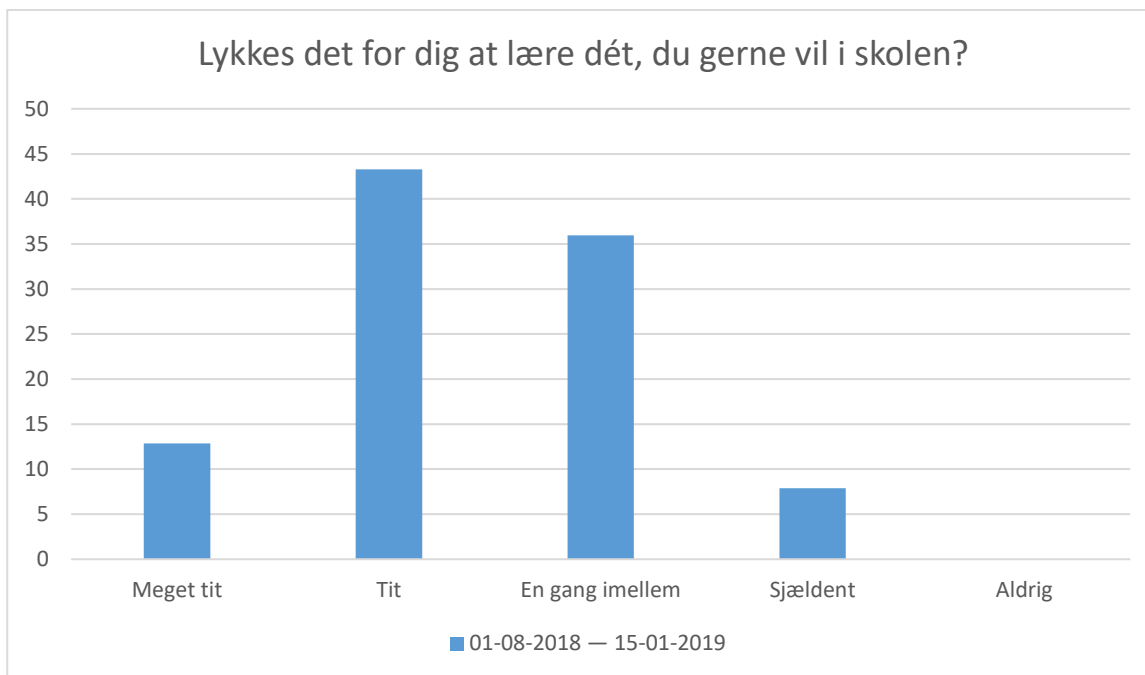
Svarmulighed	01-08-2018 — 15-01-2019: Antal	01-08-2018 — 15-01-2019: Andel (%)
Meget tit	71	21
Tit	200	59
En gang imellem	65	19
Sjældent	5	1
Aldrig	0	0
Total	341	-





01-08-2018 — 15-01-2019; Gennemsnit: 4, spredning: 0,8

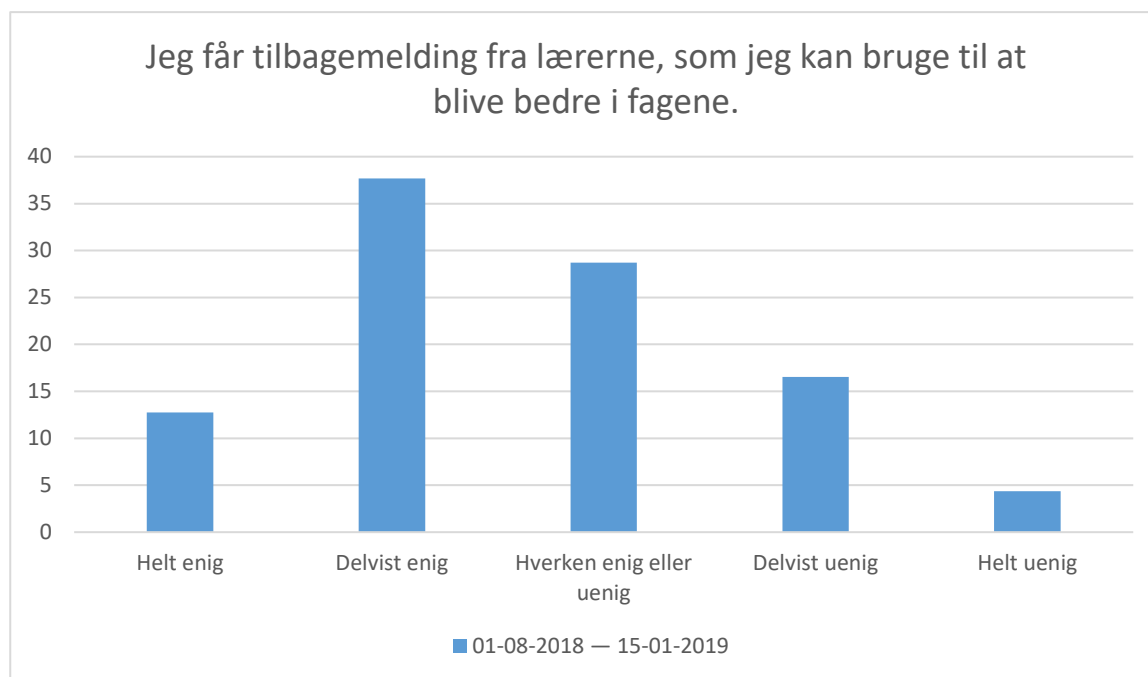
Svarmulighed	01-08-2018 — 15-01-2019: Antal	01-08-2018 — 15-01-2019: Andel (%)
Meget tit	96	28
Tit	162	48
En gang imellem	69	20
Sjældent	11	3
Aldrig	0	0
Total	338	-



01-08-2018 — 15-01-2019; Gennemsnit: 3,6, spredning: 0,8

Svarmulighed	01-08-2018 — 15-01-2019: Antal	01-08-2018 — 15-01-2019: Andel (%)
Meget tit	44	13
Tit	148	43
En gang imellem	123	36
Sjældent	27	8
Aldrig	0	0
Total	342	-

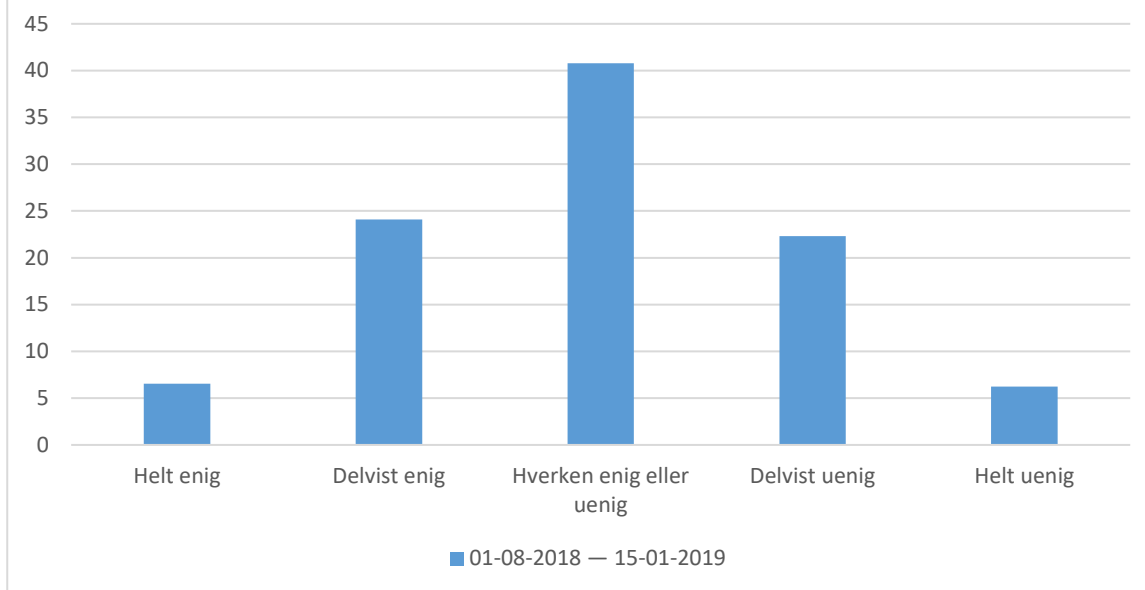
## Afsnit D



01-08-2018 — 15-01-2019; Gennemsnit: 3,4, spredning: 1

Svarmulighed	01-08-2018 — 15-01-2019: Antal	01-08-2018 — 15-01-2019: Andel (%)
Helt enig	44	13
Delvist enig	130	38
Hverken enig eller uenig	99	29
Delvist uenig	57	17
Helt uenig	15	4
Total	345	-

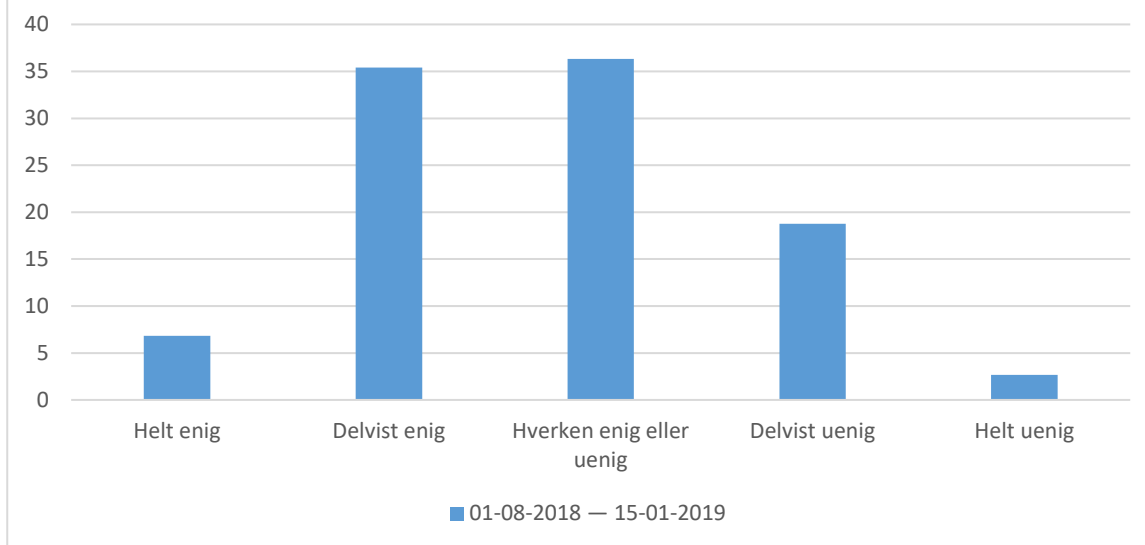
### Jeg har indflydelse på undervisningen.



01-08-2018 — 15-01-2019; Gennemsnit: 3, spredning: 1

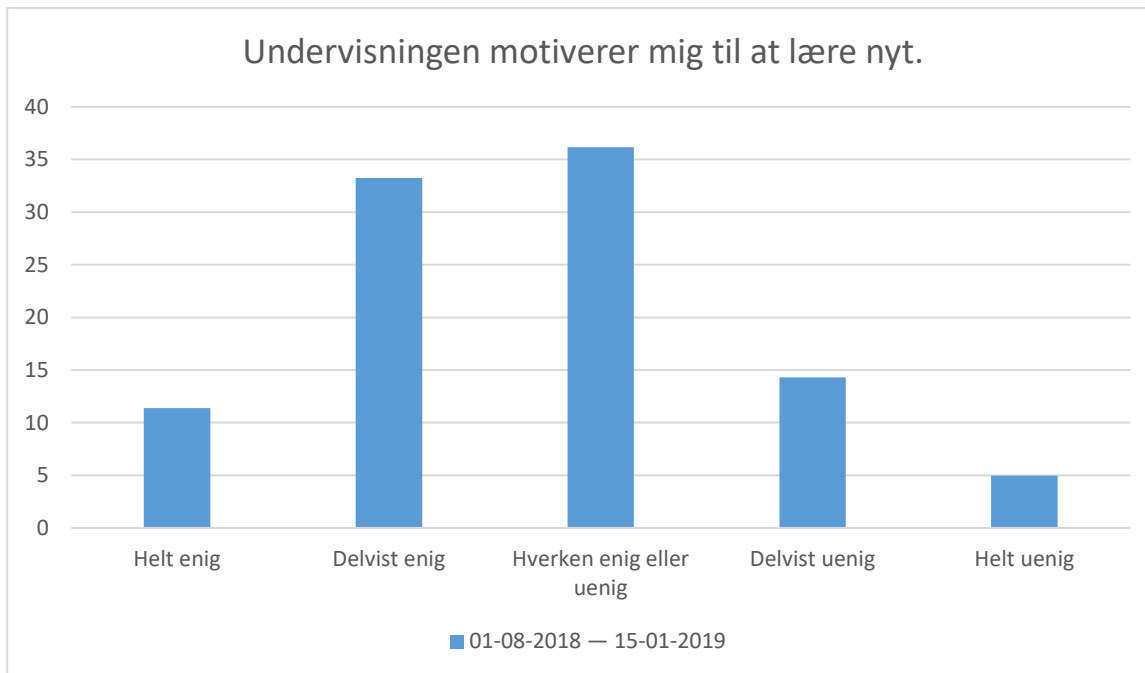
Svarmulighed	01-08-2018 — 15-01-2019: Antal	01-08-2018 — 15-01-2019: Andel (%)
Helt enig	22	7
Delvist enig	81	24
Hverken enig eller uenig	137	41
Delvist uenig	75	22
Helt uenig	21	6
Total	336	-

Lærerne sørger for, at elevernes ideer bliver brugt i undervisningen.



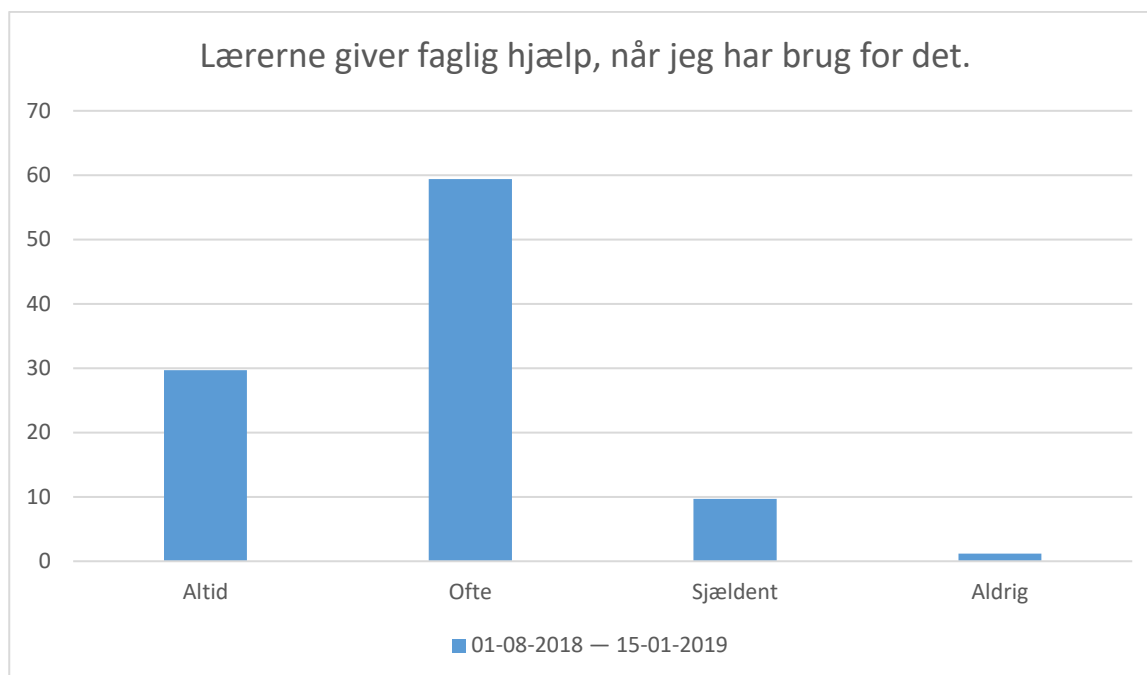
01-08-2018 — 15-01-2019; Gennemsnit: 3,3, spredning: 0,9

Svarmulighed	01-08-2018 — 15-01-2019: Antal	01-08-2018 — 15-01-2019: Andel (%)
Helt enig	23	7
Delvist enig	119	35
Hverken enig eller uenig	122	36
Delvist uenig	63	19
Helt uenig	9	3
Total	336	-



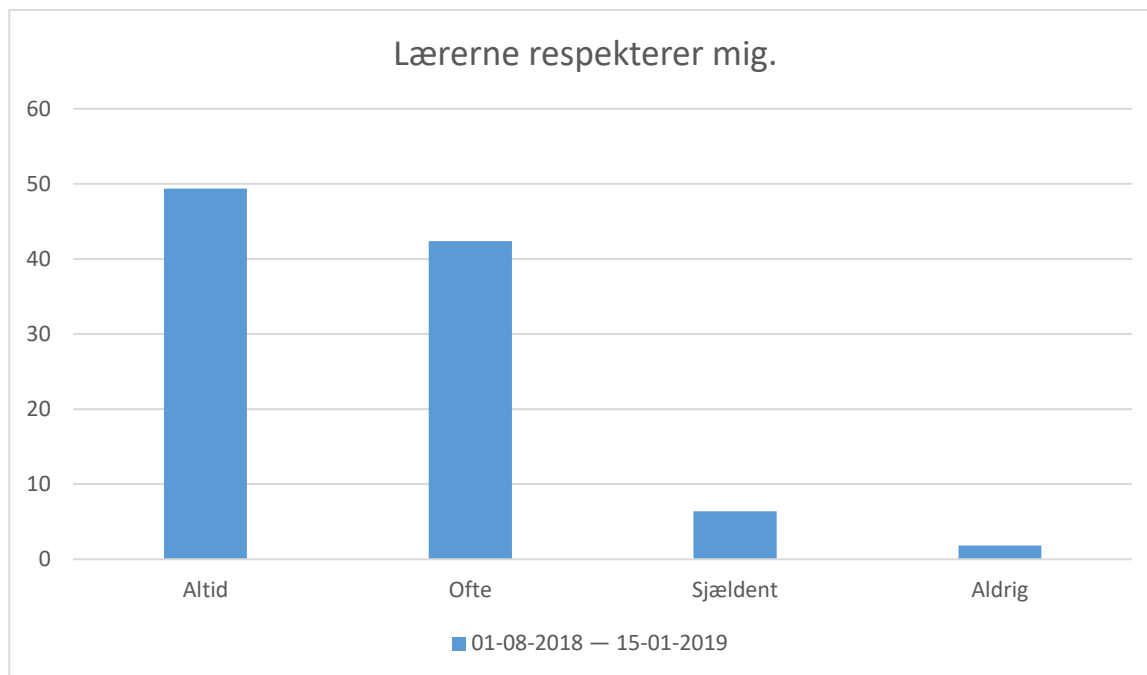
01-08-2018 — 15-01-2019; Gennemsnit: 3,3, spredning: 1

Svarmulighed	01-08-2018 — 15-01-2019: Antal	01-08-2018 — 15-01-2019: Andel (%)
Helt enig	39	11
Delvist enig	114	33
Hverken enig eller uenig	124	36
Delvist uenig	49	14
Helt uenig	17	5
Total	343	-



01-08-2018 — 15-01-2019; Gennemsnit: 3,2, spredning: 0,6

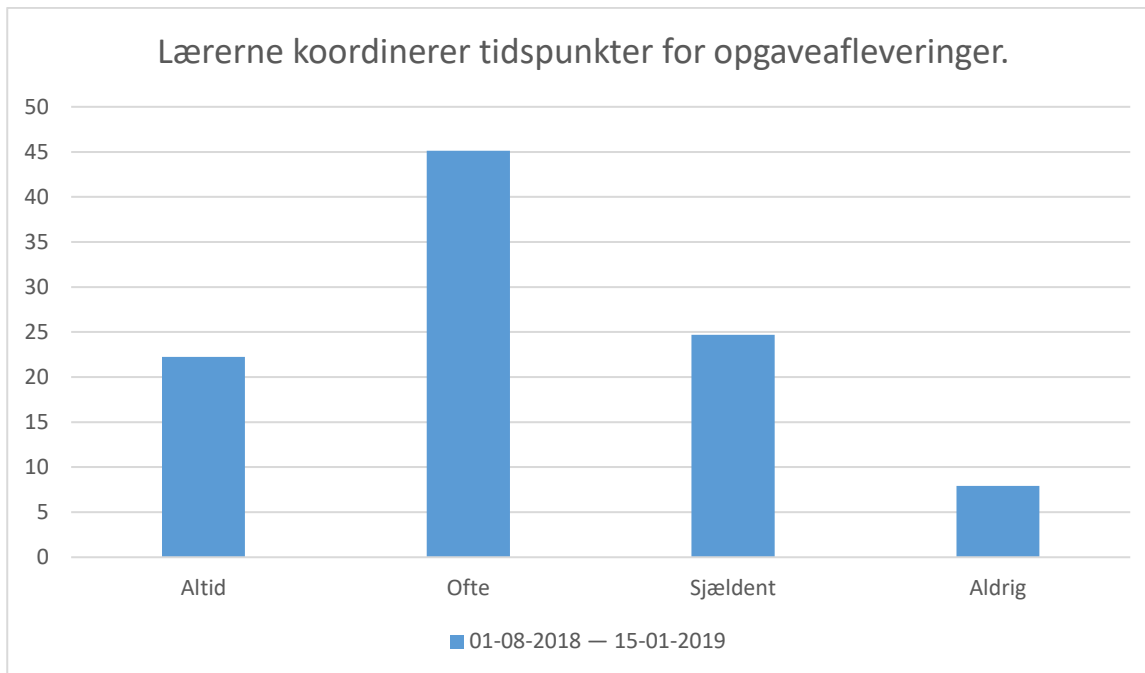
Svarmulighed	01-08-2018 — 15-01-2019: Antal	01-08-2018 — 15-01-2019: Andel (%)
Altid	101	30
Ofte	202	59
Sjældent	33	10
Aldrig	4	1
Total	340	-



01-08-2018 — 15-01-2019; Gennemsnit: 3,4, spredning: 0,7

Svarmulighed	01-08-2018 — 15-01-2019: Antal	01-08-2018 — 15-01-2019: Andel (%)
Altid	162	49
Ofte	139	42
Sjældent	21	6
Aldrig	6	2
Total	328	-

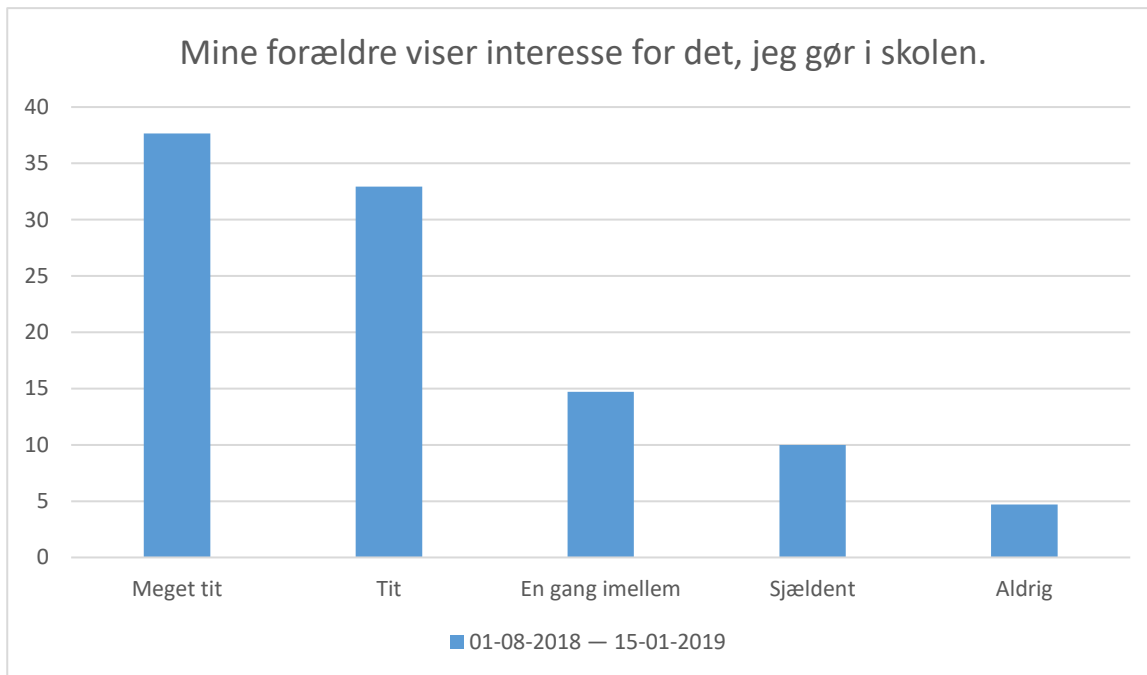




01-08-2018 — 15-01-2019; Gennemsnit: 2,8, spredning: 0,9

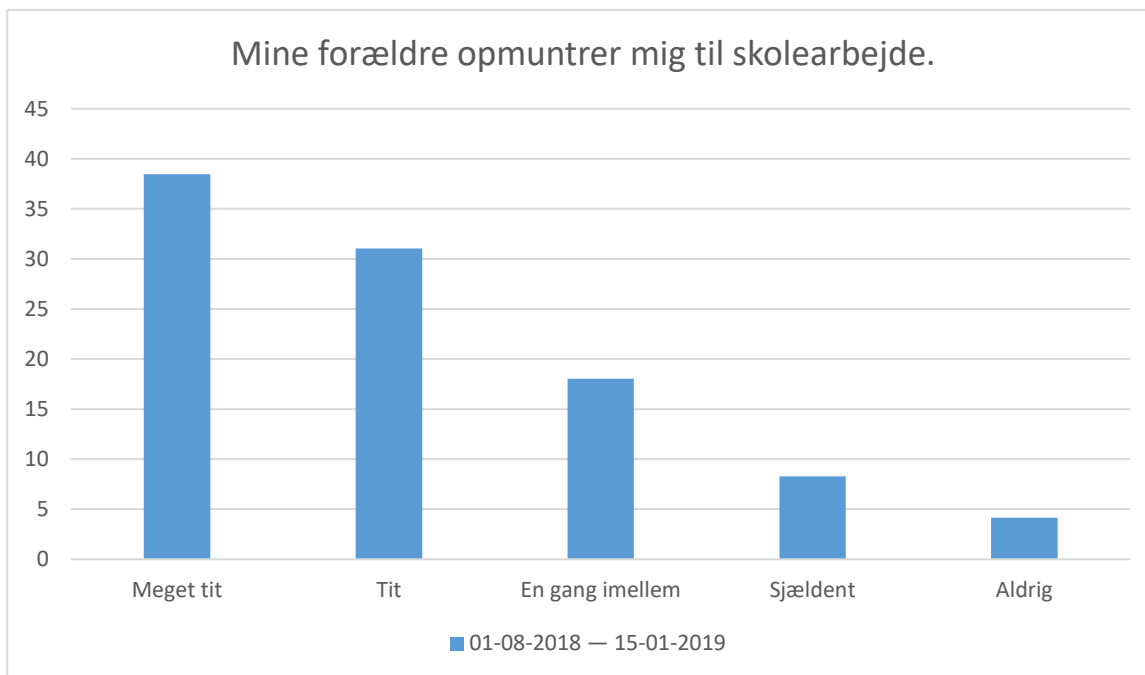
Svarmulighed	01-08-2018 — 15-01-2019: Antal	01-08-2018 — 15-01-2019: Andel (%)
Altid	73	22
Ofte	148	45
Sjældent	81	25
Aldrig	26	8
Total	328	-

## Afsnit E



01-08-2018 — 15-01-2019; Gennemsnit: 3,9, spredning: 1,2

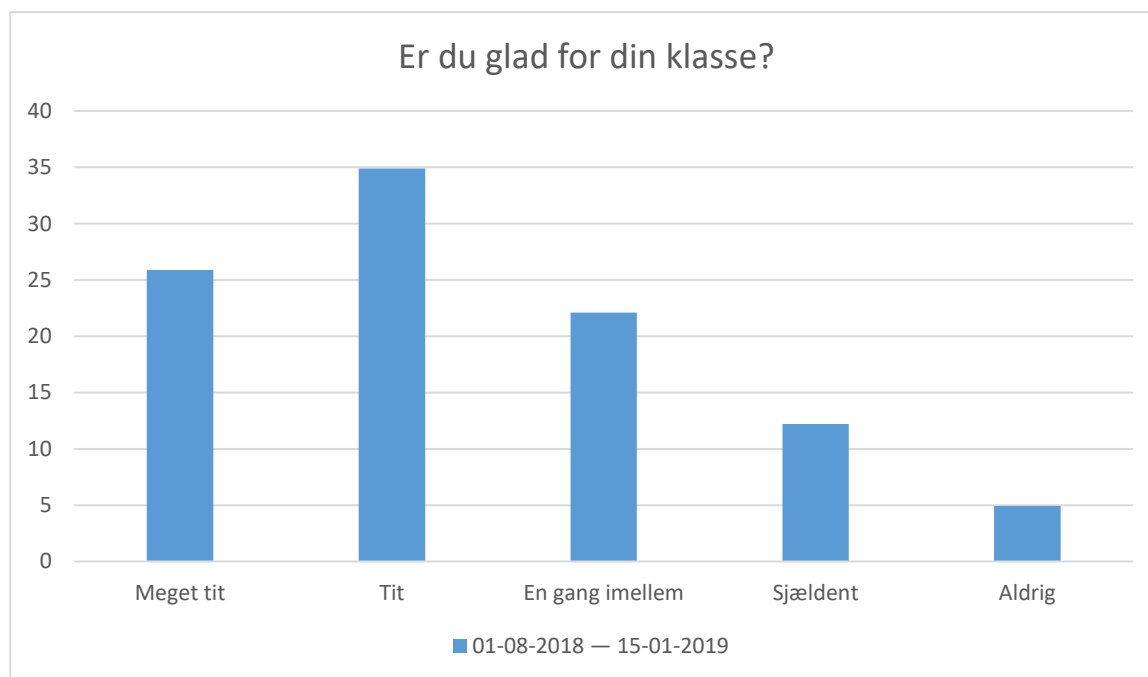
Svarmulighed	01-08-2018 — 15-01-2019: Antal	01-08-2018 — 15-01-2019: Andel (%)
Meget tit	128	38
Tit	112	33
En gang imellem	50	15
Sjældent	34	10
Aldrig	16	5
Total	340	-



01-08-2018 — 15-01-2019; Gennemsnit: 3,9, spredning: 1,1

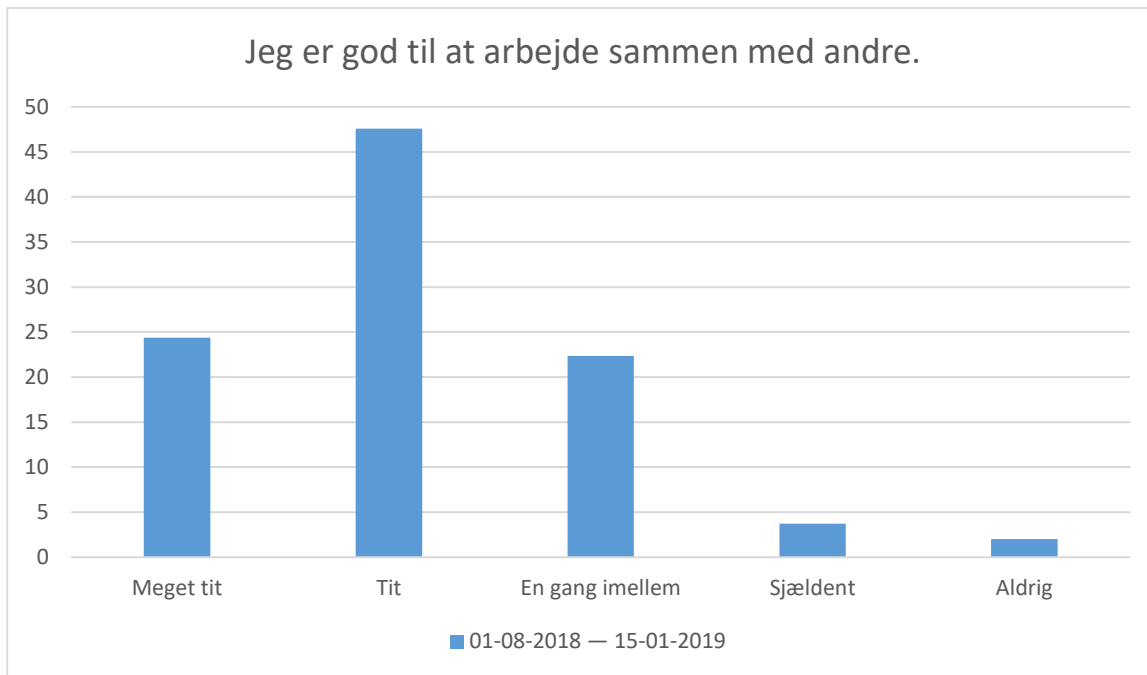
Svarmulighed	01-08-2018 — 15-01-2019: Antal	01-08-2018 — 15-01-2019: Andel (%)
Meget tit	130	38
Tit	105	31
En gang imellem	61	18
Sjældent	28	8
Aldrig	14	4
Total	338	-

## Afsnit F



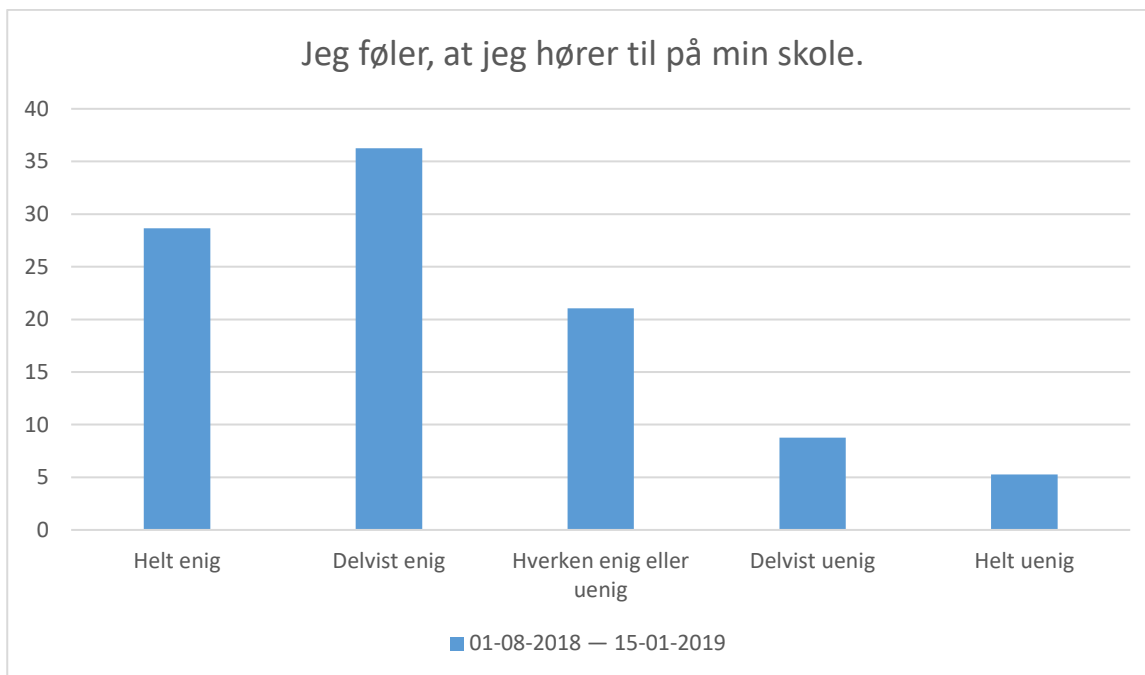
01-08-2018 — 15-01-2019; Gennemsnit: 3,6, spredning: 1,1

Svarmulighed	01-08-2018 — 15-01-2019: Antal	01-08-2018 — 15-01-2019: Andel (%)
Meget tit	89	26
Tit	120	35
En gang imellem	76	22
Sjældent	42	12
Aldrig	17	5
Total	344	-



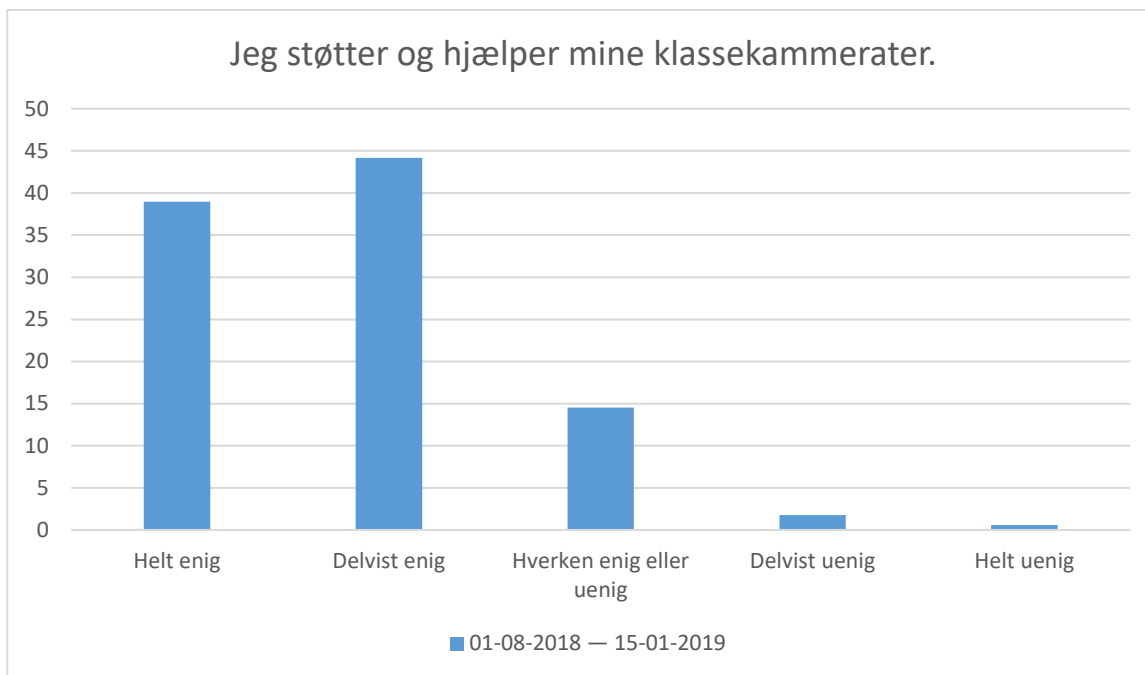
01-08-2018 — 15-01-2019; Gennemsnit: 3,9, spredning: 0,9

Svarmulighed	01-08-2018 — 15-01-2019: Antal	01-08-2018 — 15-01-2019: Andel (%)
Meget tit	85	24
Tit	166	48
En gang imellem	78	22
Sjældent	13	4
Aldrig	7	2
Total	349	-



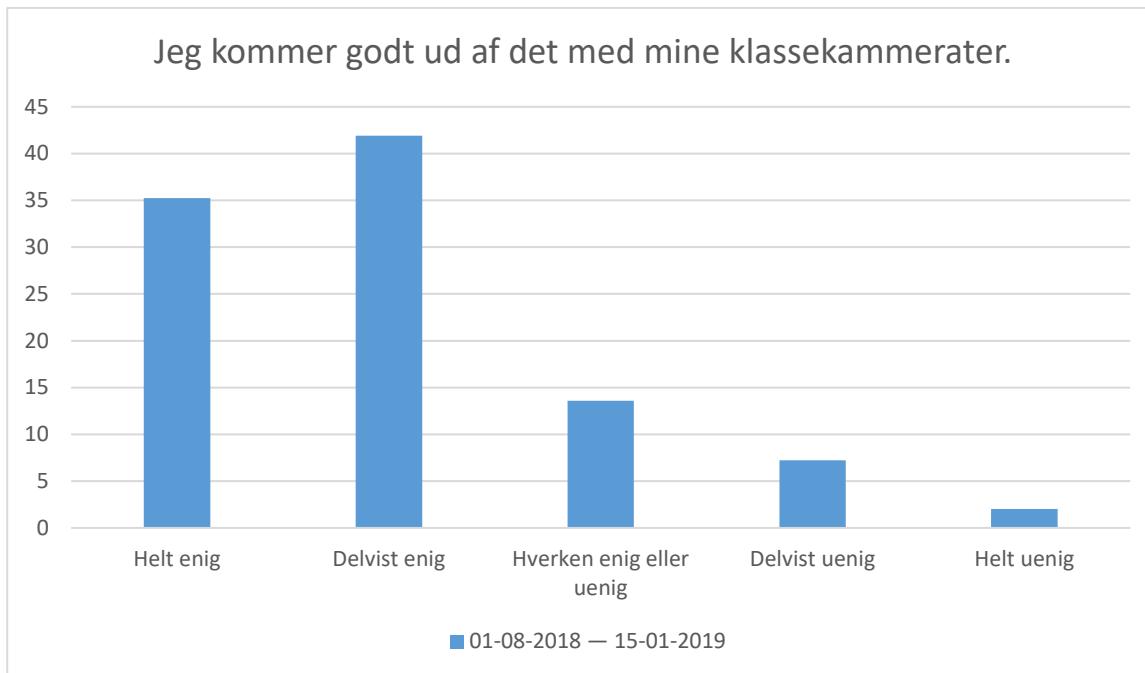
01-08-2018 — 15-01-2019; Gennemsnit: 3,7, spredning: 1,1

Svarmulighed	01-08-2018 — 15-01-2019: Antal	01-08-2018 — 15-01-2019: Andel (%)
Helt enig	98	29
Delvist enig	124	36
Hverken enig eller uenig	72	21
Delvist uenig	30	9
Helt uenig	18	5
Total	342	-



01-08-2018 — 15-01-2019; Gennemsnit: 4,2, spredning: 0,8

Svarmulighed	01-08-2018 — 15-01-2019: Antal	01-08-2018 — 15-01-2019: Andel (%)
Helt enig	134	39
Delvist enig	152	44
Hverken enig eller uenig	50	15
Delvist uenig	6	2
Helt uenig	2	1
<b>Total</b>	<b>344</b>	<b>-</b>

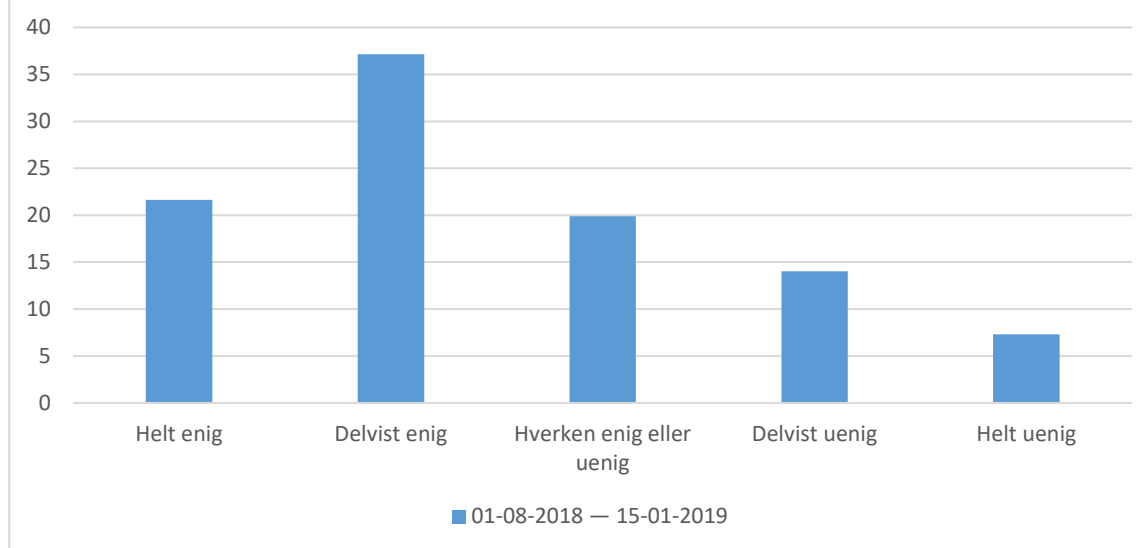


01-08-2018 — 15-01-2019; Gennemsnit: 4, spredning: 1

Svarmulighed	01-08-2018 — 15-01-2019: Antal	01-08-2018 — 15-01-2019: Andel (%)
Helt enig	122	35
Delvist enig	145	42
Hverken enig eller uenig	47	14
Delvist uenig	25	7
Helt uenig	7	2
Total	346	-

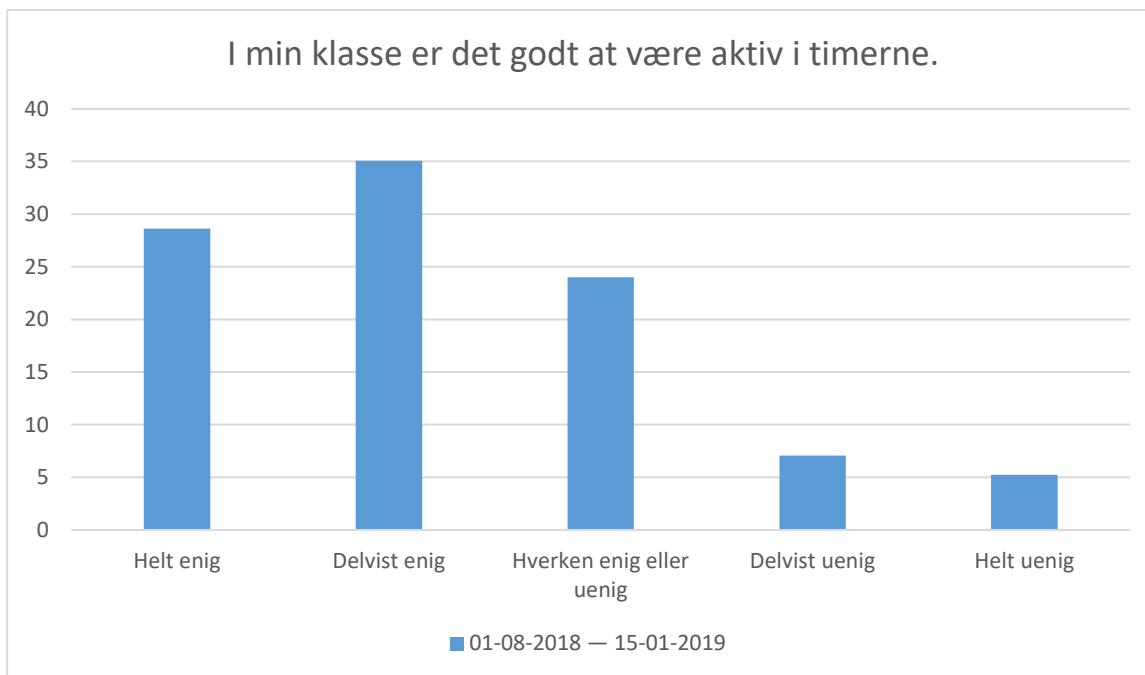


Stemningen i min klasse er præget af forståelse og respekt for hinanden.



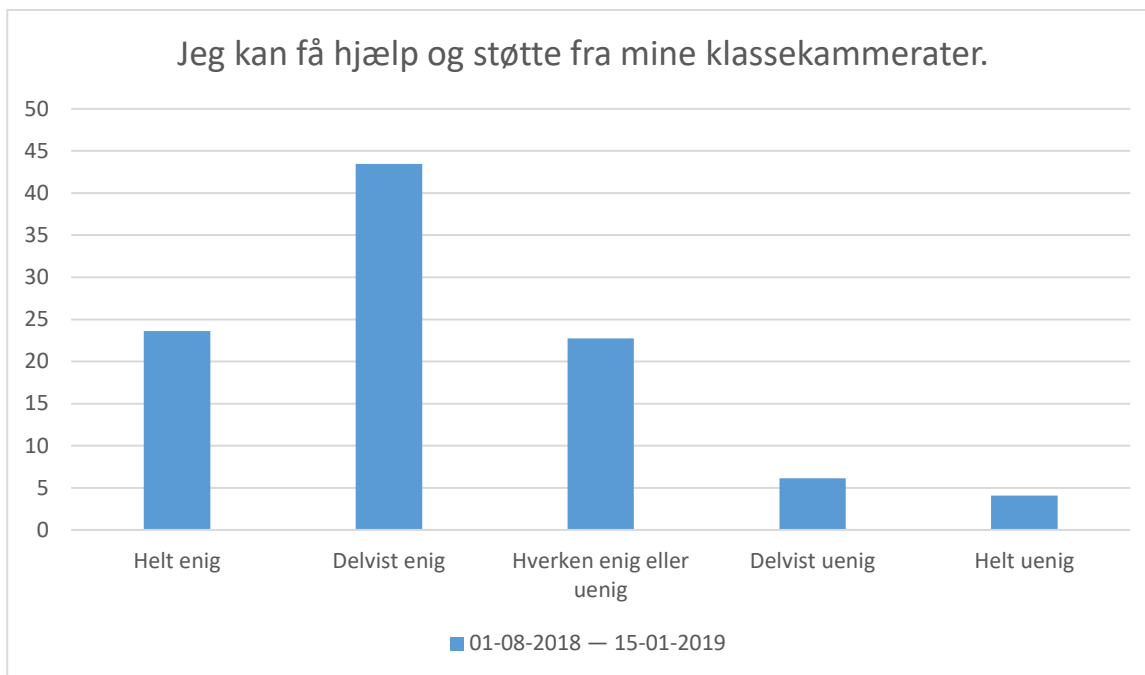
01-08-2018 — 15-01-2019; Gennemsnit: 3,5, spredning: 1,2

Svarmulighed	01-08-2018 — 15-01-2019: Antal	01-08-2018 — 15-01-2019: Andel (%)
Helt enig	74	22
Delvist enig	127	37
Hverken enig eller uenig	68	20
Delvist uenig	48	14
Helt uenig	25	7
Total	342	-



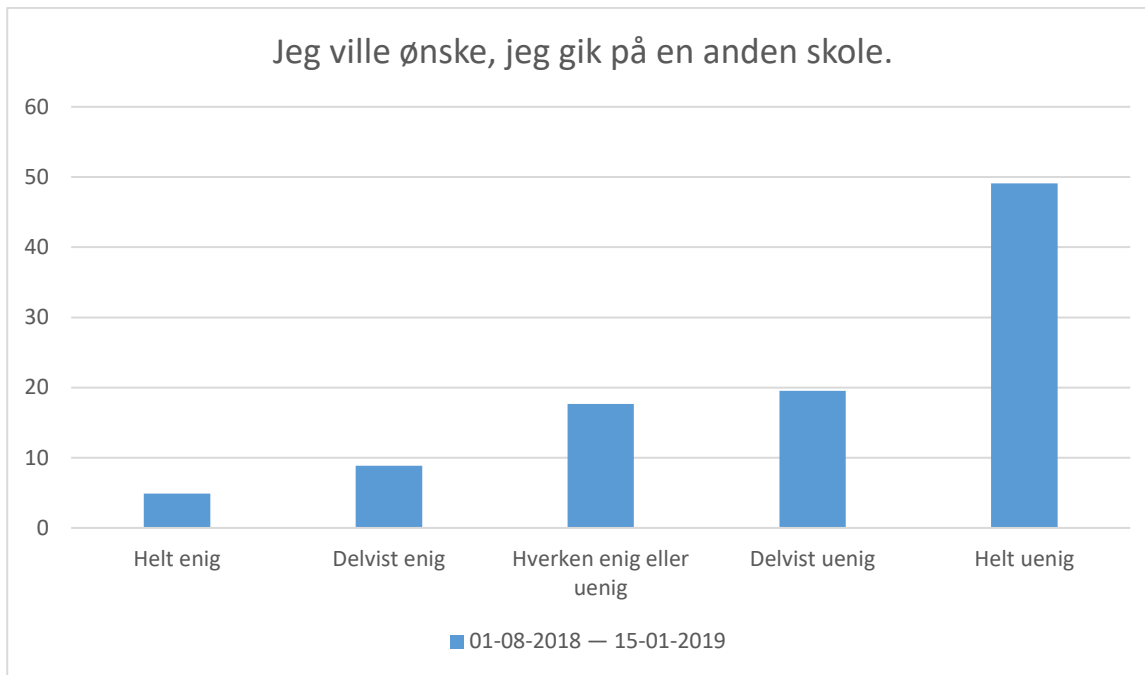
01-08-2018 — 15-01-2019; Gennemsnit: 3,7, spredning: 1,1

Svarmulighed	01-08-2018 — 15-01-2019: Antal	01-08-2018 — 15-01-2019: Andel (%)
Helt enig	93	29
Delvist enig	114	35
Hverken enig eller uenig	78	24
Delvist uenig	23	7
Helt uenig	17	5
Total	325	-



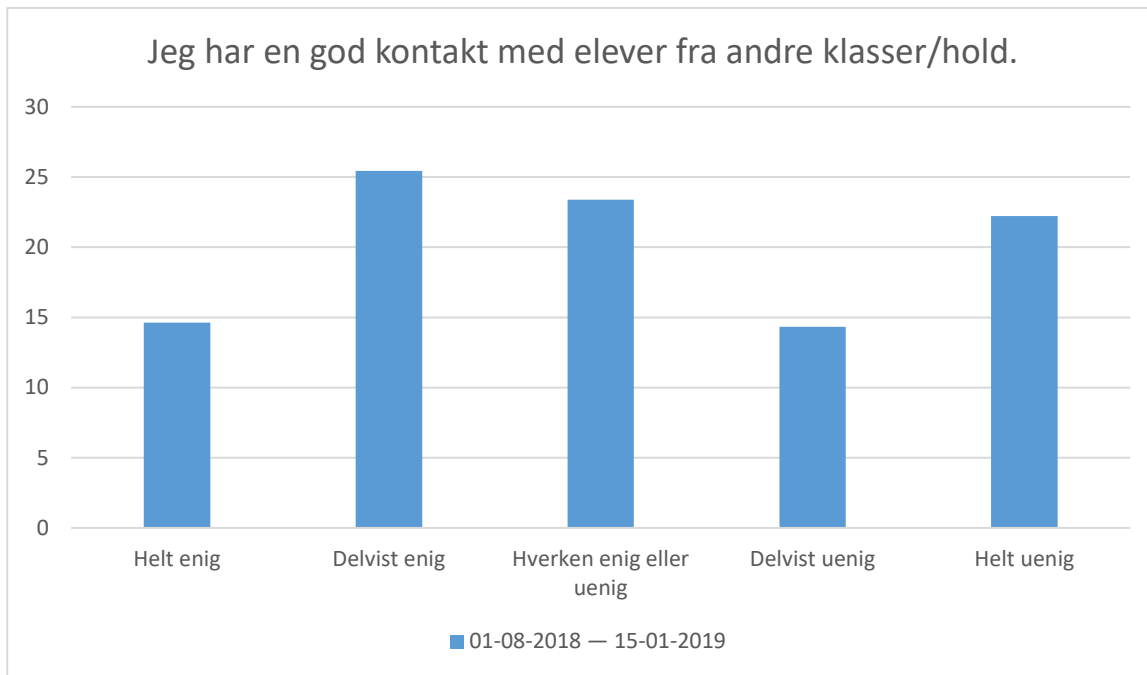
01-08-2018 — 15-01-2019; Gennemsnit: 3,8, spredning: 1

Svarmulighed	01-08-2018 — 15-01-2019: Antal	01-08-2018 — 15-01-2019: Andel (%)
Helt enig	81	24
Delvist enig	149	43
Hverken enig eller uenig	78	23
Delvist uenig	21	6
Helt uenig	14	4
Total	343	-



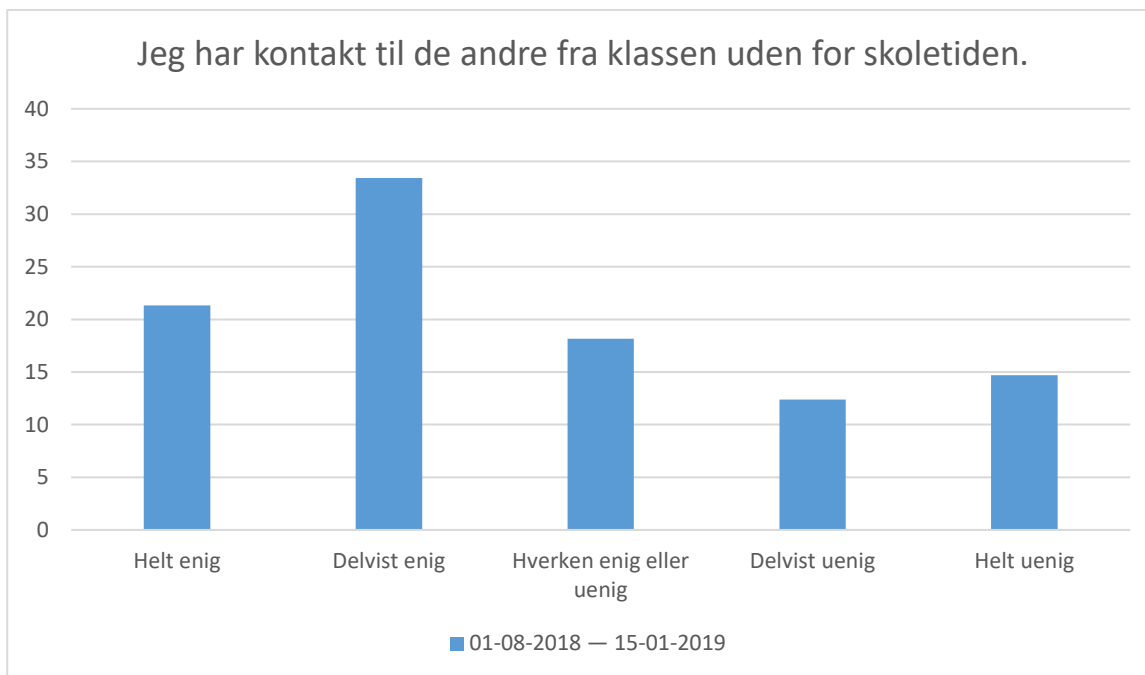
01-08-2018 — 15-01-2019; Gennemsnit: 4, spredning: 1,2

Svarmulighed	01-08-2018 — 15-01-2019: Antal		01-08-2018 — 15-01-2019: Andel (%)	
Helt enig		16		5
Delvist enig		29		9
Hverken enig eller uenig		58		18
Delvist uenig		64		20
Helt uenig		161		49
Total		328		-



01-08-2018 — 15-01-2019; Gennemsnit: 3, spredning: 1,4

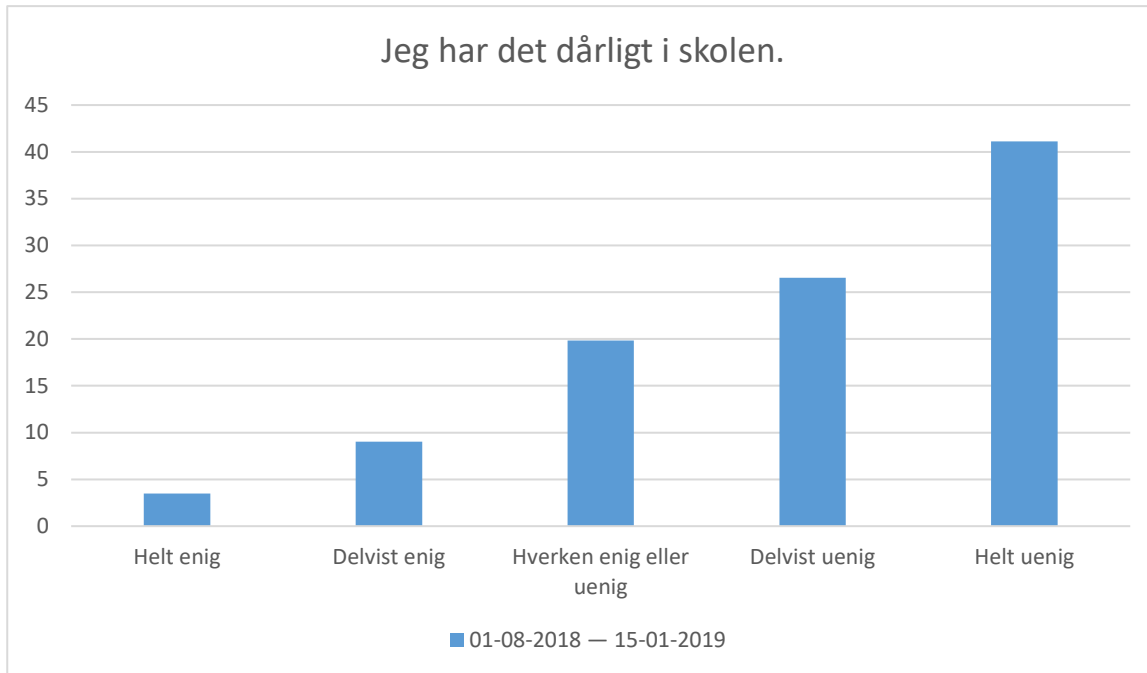
Svarmulighed	01-08-2018 — 15-01-2019: Antal	01-08-2018 — 15-01-2019: Andel (%)
Helt enig	50	15
Delvist enig	87	25
Hverken enig eller uenig	80	23
Delvist uenig	49	14
Helt uenig	76	22
Total	342	-



01-08-2018 — 15-01-2019; Gennemsnit: 3,3, spredning: 1,3

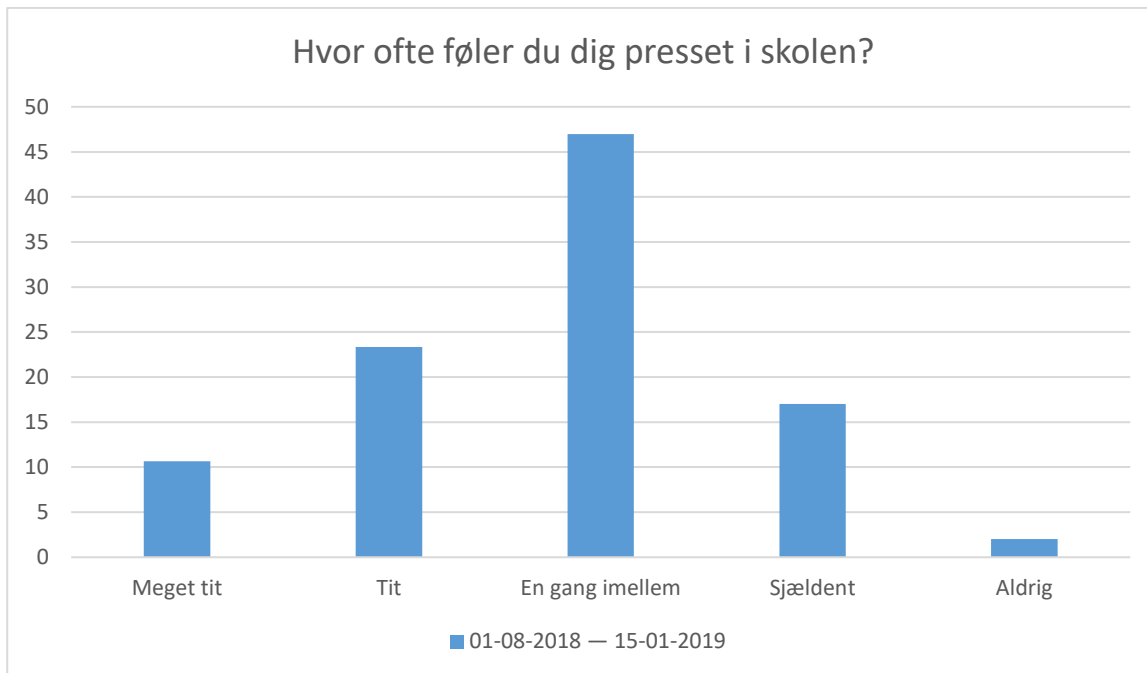
Svarmulighed	01-08-2018 — 15-01-2019: Antal	01-08-2018 — 15-01-2019: Andel (%)
Helt enig	74	21
Delvist enig	116	33
Hverken enig eller uenig	63	18
Delvist uenig	43	12
Helt uenig	51	15
Total	347	-

## Afsnit G



01-08-2018 — 15-01-2019; Gennemsnit: 3,9, spredning: 1,1

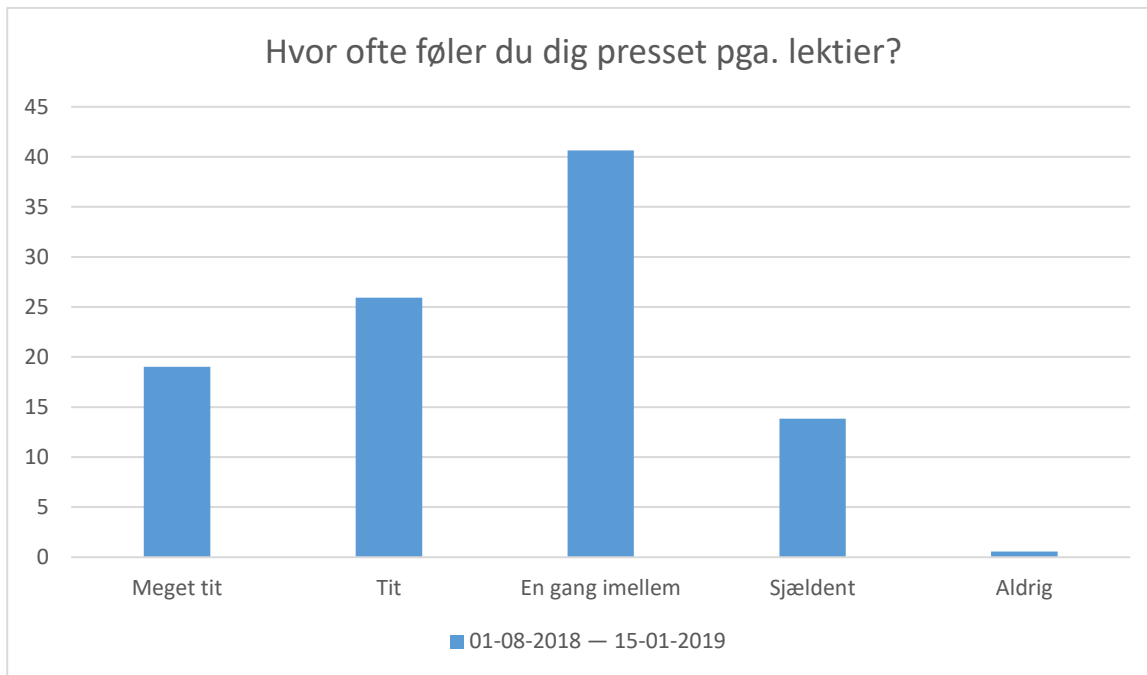
Svarmulighed	01-08-2018 — 15-01-2019: Antal	01-08-2018 — 15-01-2019: Andel (%)
Helt enig	12	3
Delvist enig	31	9
Hverken enig eller uenig	68	20
Delvist uenig	91	27
Helt uenig	141	41
Total	343	-



01-08-2018 — 15-01-2019; Gennemsnit: 2,8, spredning: 0,9

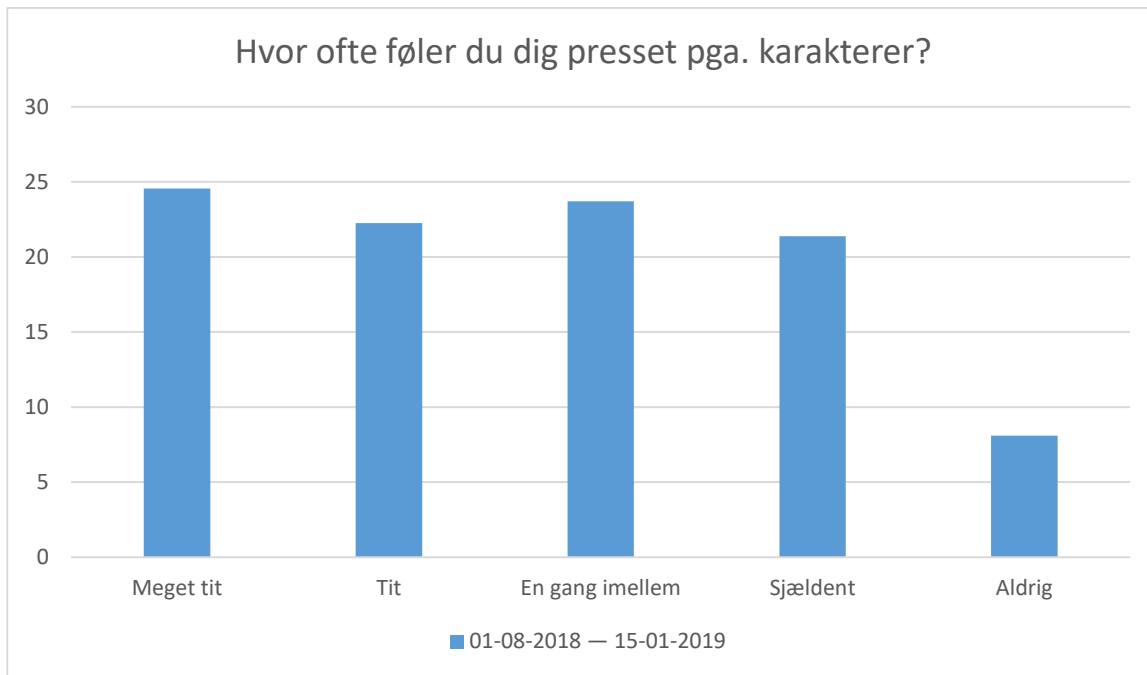
Svarmulighed	01-08-2018 — 15-01-2019: Antal	01-08-2018 — 15-01-2019: Andel (%)
Meget tit	37	11
Tit	81	23
En gang imellem	163	47
Sjældent	59	17
Aldrig	7	2
Total	347	-





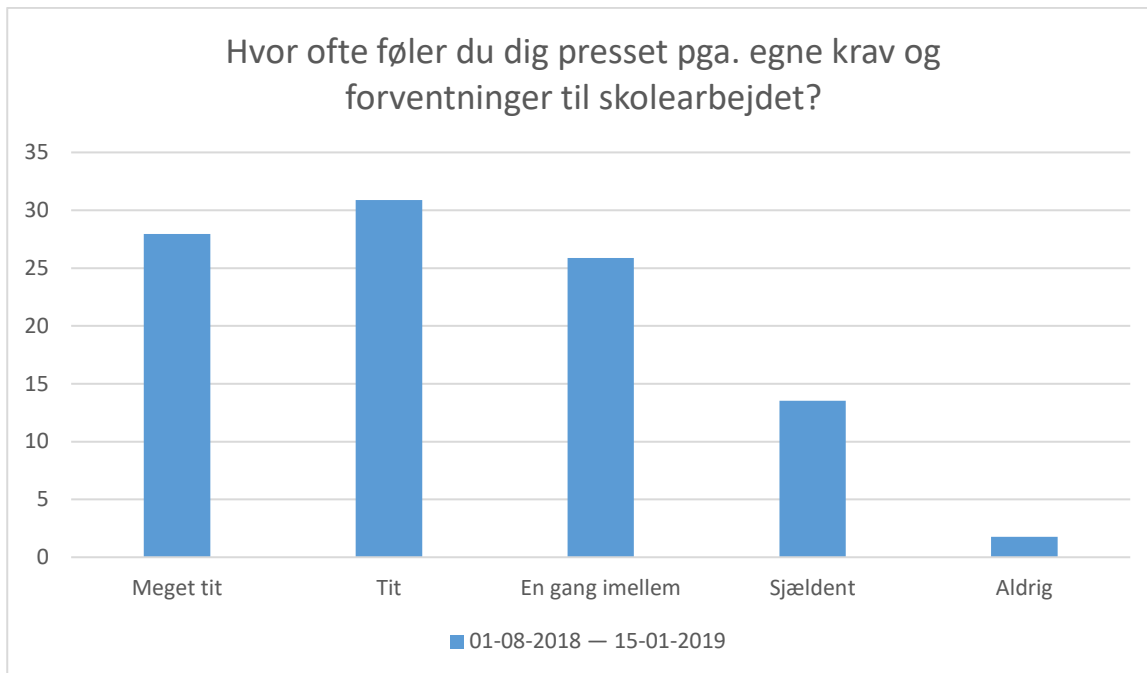
01-08-2018 — 15-01-2019; Gennemsnit: 2,5, spredning: 1

Svarmulighed	01-08-2018 — 15-01-2019: Antal	01-08-2018 — 15-01-2019: Andel (%)
Meget tit	66	19
Tit	90	26
En gang imellem	141	41
Sjældent	48	14
Aldrig	2	1
Total	347	-



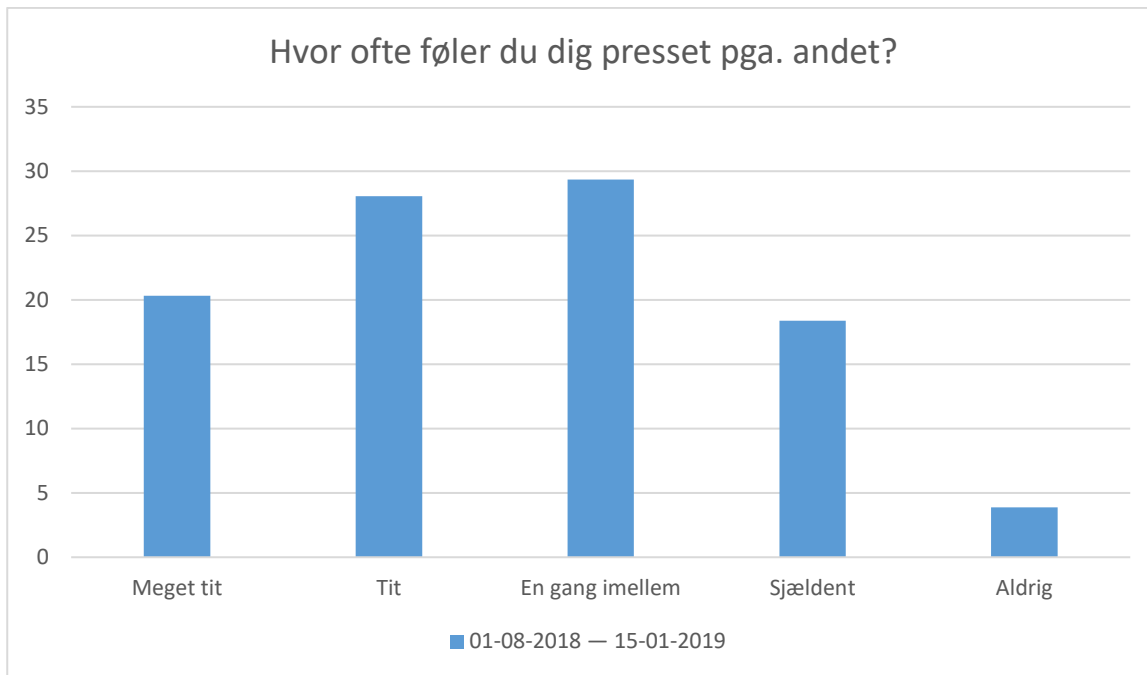
01-08-2018 — 15-01-2019; Gennemsnit: 2,7, spredning: 1,3

Svarmulighed	01-08-2018 — 15-01-2019: Antal	01-08-2018 — 15-01-2019: Andel (%)
Meget tit	85	25
Tit	77	22
En gang imellem	82	24
Sjældent	74	21
Aldrig	28	8
Total	346	-



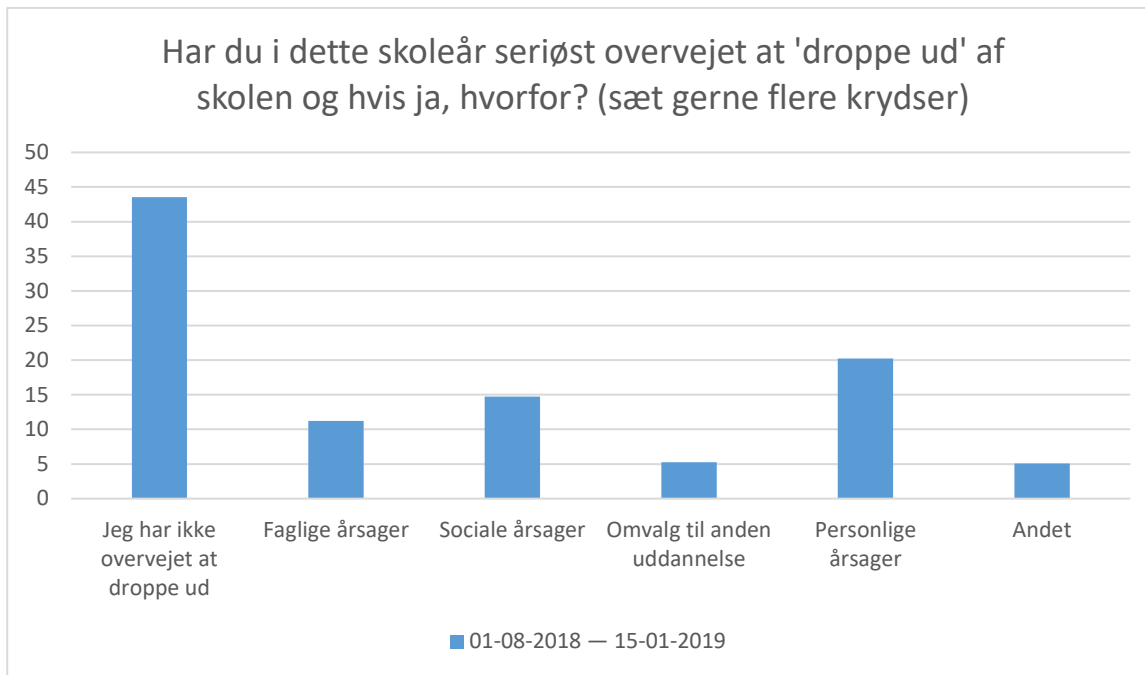
01-08-2018 — 15-01-2019; Gennemsnit: 2,3, spredning: 1,1

Svarmulighed	01-08-2018 — 15-01-2019: Antal	01-08-2018 — 15-01-2019: Andel (%)
Meget tit	95	28
Tit	105	31
En gang imellem	88	26
Sjældent	46	14
Aldrig	6	2
Total	340	-



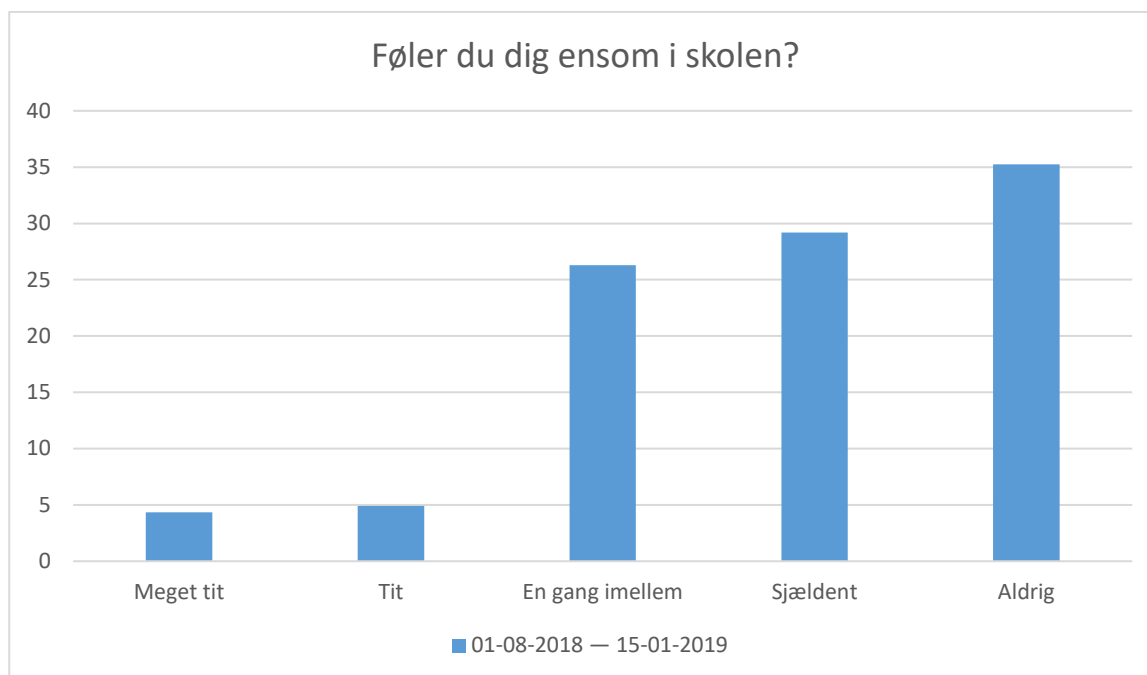
01-08-2018 — 15-01-2019; Gennemsnit: 2,6, spredning: 1,1

Svarmulighed	01-08-2018 — 15-01-2019: Antal	01-08-2018 — 15-01-2019: Andel (%)
Meget tit	63	20
Tit	87	28
En gang imellem	91	29
Sjældent	57	18
Aldrig	12	4
Total	310	-



01-08-2018 — 15-01-2019; Gennemsnit og spredning kan ikke beregnes.

Svarmulighed	01-08-2018 — 15-01-2019: Antal		01-08-2018 — 15-01-2019: Andel (%)	
Jeg har ikke overvejet at droppe ud	198		44	
Faglige årsager	51		11	
Sociale årsager	67		15	
Omvalg til anden uddannelse	24		5	
Personlige årsager	92		20	
Andet	23		5	
<b>Total</b>	<b>455</b>			

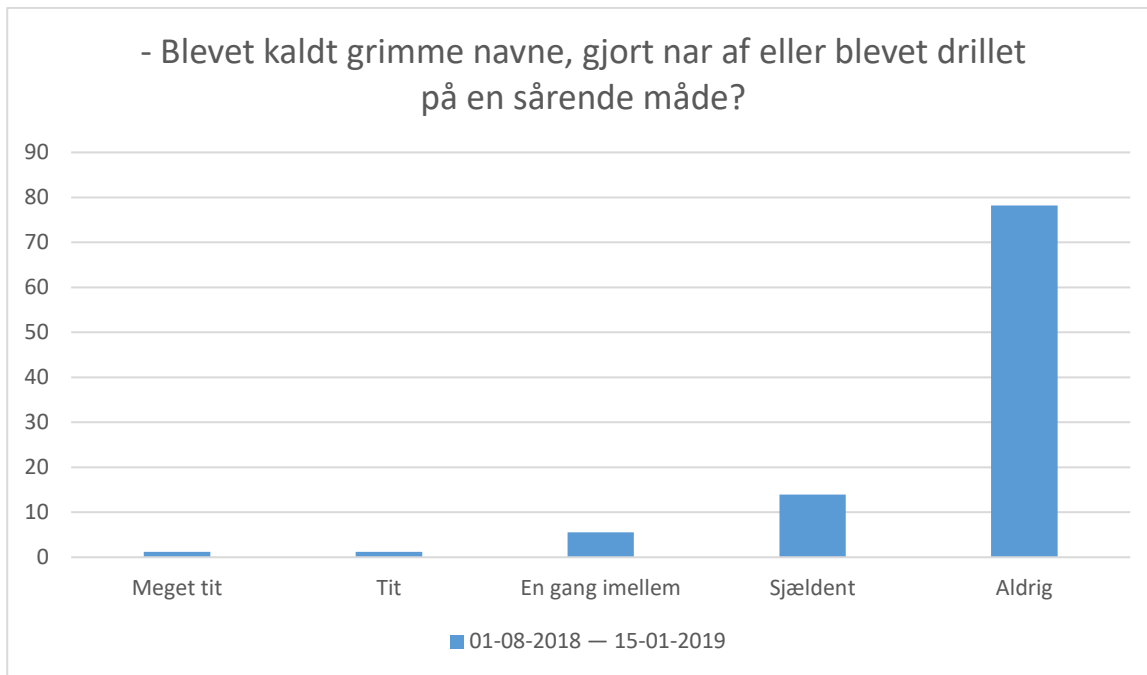


01-08-2018 — 15-01-2019; Gennemsnit: 3,9, spredning: 1,1

Svarmulighed	01-08-2018 — 15-01-2019: Antal	01-08-2018 — 15-01-2019: Andel (%)
Meget tit	15	4
Tit	17	5
En gang imellem	91	26
Sjældent	101	29
Aldrig	122	35
Total	346	-

## Afsnit H

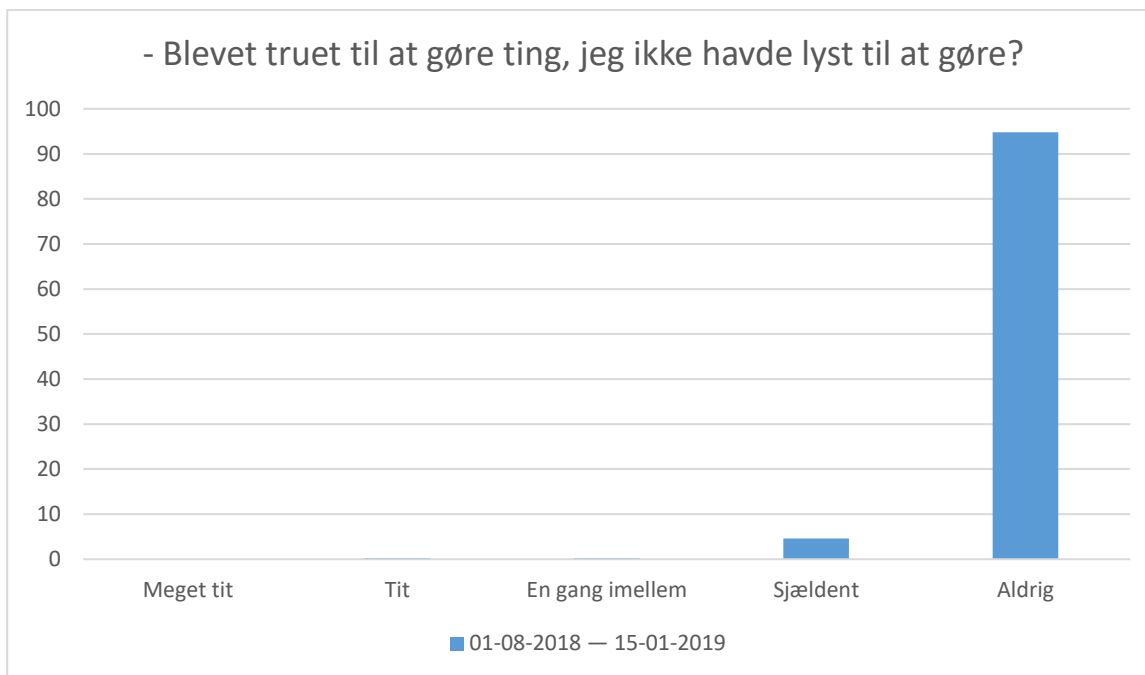
Spørgsmålet »I hvilket omfang er du det seneste år blevet udsat for følgende af andre elever eller ansatte på skolen?« har ikke nok besvarelser.



01-08-2018 — 15-01-2019; Gennemsnit: 4,7, spredning: 0,7

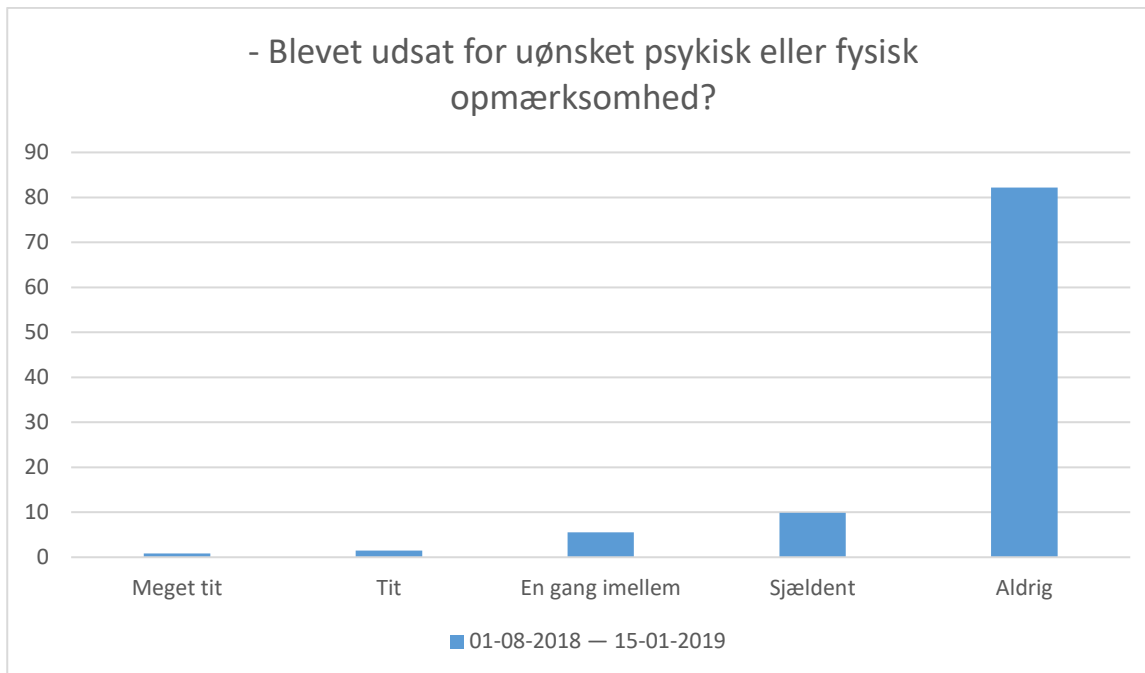
Svarmulighed	01-08-2018 — 15-01-2019: Antal	01-08-2018 — 15-01-2019: Andel (%)
Meget tit	4	1
Tit	4	1
En gang imellem	19	6
Sjældent	48	14
Aldrig	269	78
Total	344	-





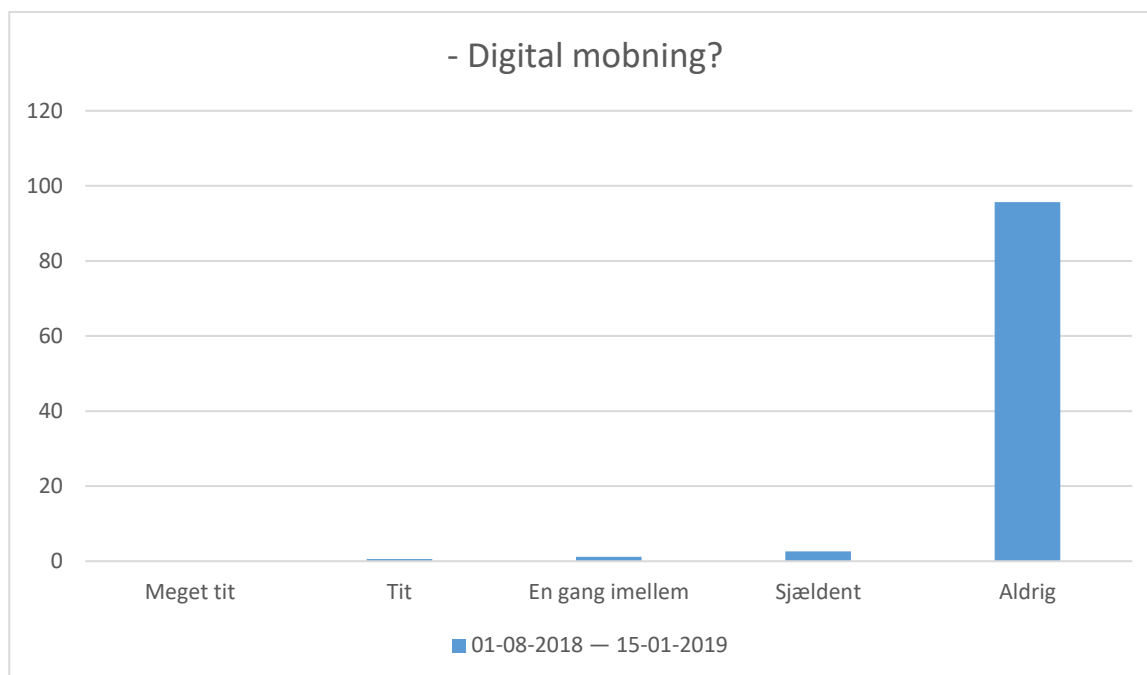
01-08-2018 — 15-01-2019; Gennemsnit: 4,9, spredning: 0,3

Svarmulighed	01-08-2018 — 15-01-2019: Antal	01-08-2018 — 15-01-2019: Andel (%)
Meget tit	0	0
Tit	1	0
En gang imellem	1	0
Sjældent	16	5
Aldrig	329	95
Total	347	-



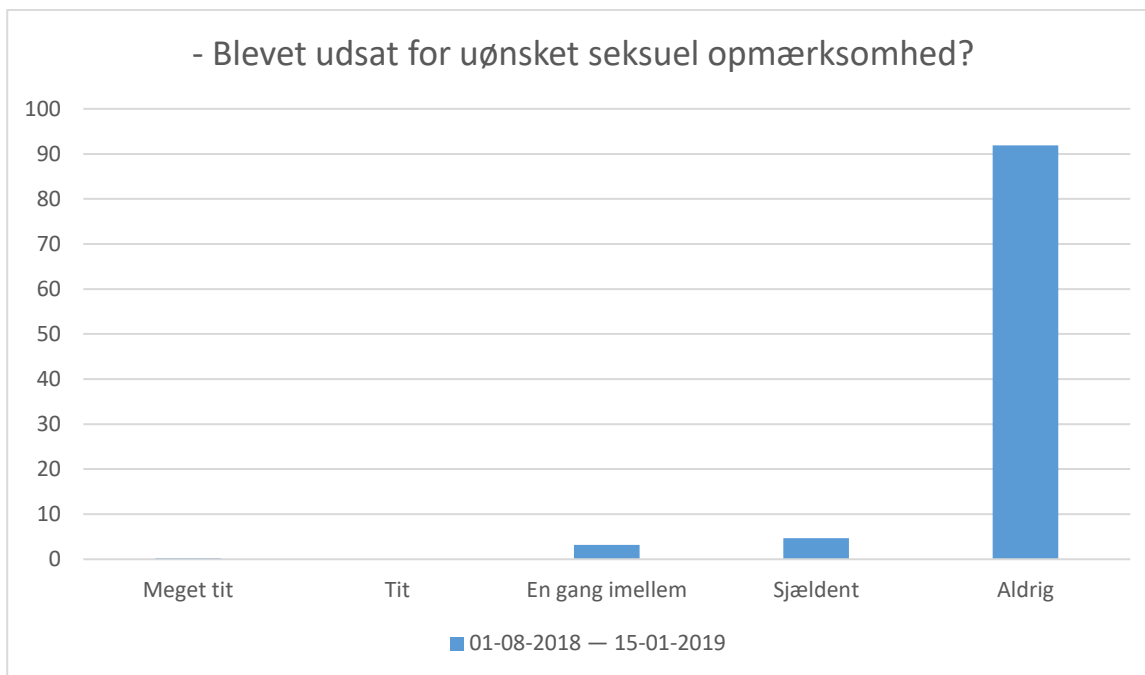
01-08-2018 — 15-01-2019; Gennemsnit: 4,7, spredning: 0,7

Svarmulighed	01-08-2018 — 15-01-2019: Antal	01-08-2018 — 15-01-2019: Andel (%)
Meget tit	3	1
Tit	5	1
En gang imellem	19	6
Sjældent	34	10
Aldrig	282	82
Total	343	-



01-08-2018 — 15-01-2019; Gennemsnit: 4,9, spredning: 0,3

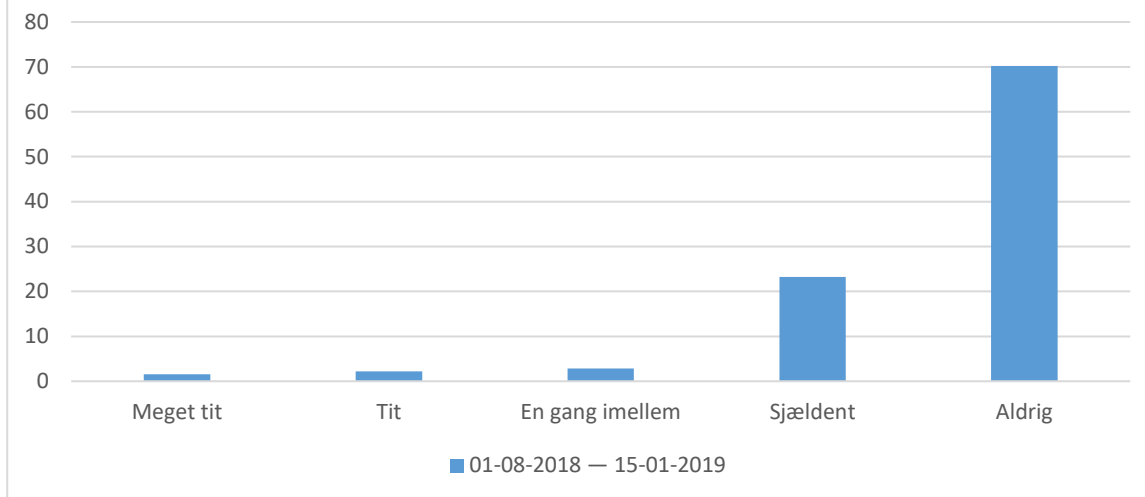
Svarmulighed	01-08-2018 — 15-01-2019: Antal	01-08-2018 — 15-01-2019: Andel (%)
Meget tit	0	0
Tit	2	1
En gang imellem	4	1
Sjældent	9	3
Aldrig	331	96
Total	346	-



01-08-2018 — 15-01-2019; Gennemsnit: 4,9, spredning: 0,5

Svarmulighed	01-08-2018 — 15-01-2019: Antal	01-08-2018 — 15-01-2019: Andel (%)
Meget tit	1	0
Tit	0	0
En gang imellem	11	3
Sjældent	16	5
Aldrig	316	92
Total	344	-

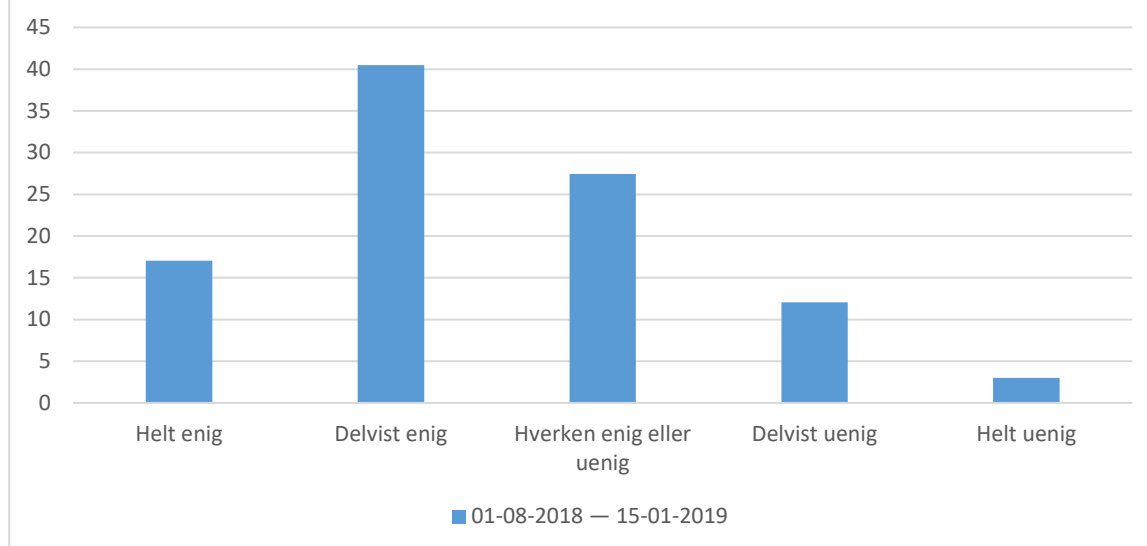
I hvilket omfang har du det seneste år oplevet, at elever eller ansatte på skolen er blevet presset til at gøre ting, som de ikke havde lyst til at gøre?



01-08-2018 — 15-01-2019; Gennemsnit: 4,6, spredning: 0,8

Svarmulighed	01-08-2018 — 15-01-2019: Antal	01-08-2018 — 15-01-2019: Andel (%)
Meget tit	5	2
Tit	7	2
En gang imellem	9	3
Sjældent	23	7
Aldrig	70	22
Total	319	100

Der er gode muligheder på skolen for at få støtte og vejledning, hvis det har været svært.



01-08-2018 — 15-01-2019; Gennemsnit: 3,6, spredning: 1

Svarmulighed	01-08-2018 — 15-01-2019: Antal	01-08-2018 — 15-01-2019: Andel (%)
Helt enig	51	17
Delvist enig	121	40
Hverken enig eller uenig	82	27
Delvist uenig	36	12
Helt uenig	9	3
Total	299	-

